

PHOTOCURE ASA

ISIN: NO0010000045 WKN: -

Overview

2024/07/12 21:43:10

5Y

Price

4.99 EUR

Difference  2.57% (0.13)

General attributes

ISIN NO0010000045

Symbol PHO

Exchange Berlin

Currency EUR

Sector Chemical / Pharmaceutical / Health

Security type Stock

Market cap (m) 135 EUR

Benchmark NORWAY OSLO BORS ALL SHARE(TRG)

Market data

Bid (Bid size) -

Ask (Ask size) -

Open 4.875 EUR

High 5.01 EUR

Low 4.845 EUR

Close (prev. day) 4.865 EUR

VWAP -

Volume (pcs) 0

Trading volume 0.00

Number of trades 19

Last size 0

Futures and Options

Related Futures -

Related Options -













Information about previous performance does not guarantee future performance.

Source: FactSet

Recent research

on sector

Date		Headline	Download
2024/07/12		Global Equity Ratings	
2024/06/21		Global Equity Ratings	
2024/06/14		Global Equity Ratings	
2024/05/29		Global Equity Ratings	
2024/04/26		Global Equity Ratings	

Details

2024/07/12 21:43:10

Price

4.99 EUR

Difference ▲ 2.57% (0.13)

General attributes

ISIN NO0010000045

Symbol PHO

Exchange Berlin

Currency EUR

Sector Chemical / Pharmaceutical / Health

Security type Stock

Market cap (m) 135 EUR

Benchmark NORWAY OSLO BORS ALL SHARE(TRG)

Market data

Bid (Bid size) -

Ask (Ask size) -

Open 4.875 EUR

High 5.01 EUR

Low 4.845 EUR

Close (prev. day) 4.865 EUR

VWAP -

Volume (pcs) 0

Trading volume 0.00

Number of trades 19

Last size 0

Performance and Risk

	6m	1Y	3Y
Perf (%)	-15.71%	+17.83%	-62.28%
Perf (abs.)	-0.93	+0.76	-8.24
Beta	0.53	0.79	0.60
Volatility	37.43	56.28	48.10

5Y



Information about previous performance does not guarantee future performance.
Source: FactSet

Price data

Ø price 5 days | Ø volume 5 days (pcs.) 4.97 EUR (0)

Ø price 30 days | Ø volume 30 days (pcs.) 5.40 EUR (0)

Ø price 100 days | Ø volume 100 days (pcs.) 5.07 EUR (0)

Ø price 250 days | Ø volume 250 days (pcs.) 4.91 EUR (0)

YTD High | date 6.34 EUR (2024/01/10)

YTD Low | date 4.50 EUR (2024/04/19)

52 Weeks High | date 6.34 EUR (2024/01/10)

52 Weeks Low | date 3.51 EUR (2023/08/25)

All listings for PHOTOCURE ASA

Exchange ⊕	Date	Time	Price	Trading volume (mio.)	Number of trades
Tradegate	2024/07/12	22:02	4.975 EUR	0.00	1
Stuttgart	2024/07/12	15:22	4.945 EUR	0.00	10
London Stock Exchange	2023/11/29	17:38	50.2019 NOK	1.00	1
Frankfurt	2024/07/12	08:05	4.77 EUR	0.00	2
First North	2024/05/16	16:11	60.90 NOK	0.01	3

Stockholm	15					
FINRA other OTC Issues	2024/06/26	18:24	5.12 USD	0.00		1
Duesseldorf	2024/07/12	08:12	4.86 EUR	0.00		3
Berlin	2024/07/12	21:43	4.99 EUR	0.00		19

Company profile

Company Logo



Company Profile

-

Contact Details

PHOTOCURE

--

Telefon: -

Fax: -

E-mail: -