

SPIN MASTER CORP.

ISIN: CA8485101031 WKN: -

Overview

2024/07/16 16:25:40

Price

22.4547 USD

Difference  1.63% (0.36)

General attributes

ISIN CA8485101031

Symbol TOY

Exchange FINRA other OTC Issues

Currency USD

Sector Media / Entertainment /
Recreation

Security type Stock

Market cap (m) 712 EUR

Benchmark S&P/TSX 60 INDEX

Market data

Bid (Bid size) -

Ask (Ask size) -

Open 22.4547 USD

High 22.4547 USD

Low 22.4547 USD

Close (prev. day) 22.095 USD

VWAP 22.4547 USD

Volume (pcs) 1,002

Trading volume 22,499.26

Number of trades 2

Last size 1,000

Futures and Options

Related Futures -

Related Options -

5Y













Information about previous performance does not guarantee future performance.

Source: FactSet

Recent research

on sector

Date		Headline	Download
2024/07/12		Global Equity Ratings	
2024/06/21		Global Equity Ratings	
2024/06/14		Global Equity Ratings	
2024/05/29		Global Equity Ratings	
2024/04/26		Global Equity Ratings	

Details

2024/07/16 16:25:40

Price

22.4547 USD

Difference ▲ 1.63% (0.36)

General attributes

ISIN CA8485101031

Symbol TOY

Exchange FINRA other OTC Issues

Currency USD

Sector Media / Entertainment / Recreation

Security type Stock

Market cap (m) 712 EUR

Benchmark S&P/TSX 60 INDEX

Market data

Bid (Bid size) -

Ask (Ask size) -

Open 22.4547 USD

High 22.4547 USD

Low 22.4547 USD

Close (prev. day) 22.095 USD

VWAP 22.4547 USD

Volume (pcs) 1,002

Trading volume 22,499.26

Number of trades 2

Last size 1,000

Performance and Risk

	6m	1Y	3Y
Perf (%)	-	-17.09%	-40.28%
Perf (abs.)	-	-4.56	-14.91
Beta	0.68	0.72	1.04
Volatility	23.51	24.81	35.50

5Y



Information about previous performance does not guarantee future performance.

Source: FactSet

Price data

Ø price 5 days Ø volume 5 days (pcs.)	21.3420 USD (5,546)
Ø price 30 days Ø volume 30 days (pcs.)	21.1969 USD (1,653)
Ø price 100 days Ø volume 100 days (pcs.)	22.9077 USD (1,963)
Ø price 250 days Ø volume 250 days (pcs.)	24.7922 USD (3,208)
YTD High date	26.7600 USD (2024/01/24)
YTD Low date	20.5600 USD (2024/06/26)
52 Weeks High date	28.0029 USD (2023/08/03)
52 Weeks Low date	20.5600 USD (2024/06/26)

All listings for SPIN MASTER CORP.

Exchange 📍	Date	Time	Price	Trading volume (mio.)	Number of trades
Tradegate	2024/07/15	22:26	20.20 EUR	0.00	1
Toronto Stock Exchange	2024/07/16	18:51	30.85 CAD	1.14	259
Stuttgart	2024/07/16	17:45	20.40 EUR	0.00	6
Munich	2024/07/16	08:04	20.00 EUR	0.00	1
Frankfurt	2024/07/16	08:10	19.50 EUR	0.00	1

	16						
FINRA other OTC Issues	2024/07/16	16:25	22.4547 USD	0.02		2	
Duesseldorf	2024/07/16	16:31	20.20 EUR	0.00		4	

Company profile

Company Logo



Company Profile

-

Contact Details

SPIN MASTER

--

Telefon: -

Fax: -

E-mail: -