

## SPIN MASTER CORP.

ISIN: CA8485101031 WKN: -

## Overview

2024/05/09 15:31:34

Price

21.09 USD

Difference  -0.89% (-0.19)

## General attributes

ISIN CA8485101031

Symbol TOY

Exchange FINRA other OTC Issues

Currency USD

Sector Media / Entertainment /  
Recreation

Security type Stock

Market cap (m) 698 EUR

Benchmark S&amp;P/TSX 60 INDEX

## Market data

Bid (Bid size) -

Ask (Ask size) -

Open 21.09 USD

High 21.09 USD

Low 21.09 USD

Close (prev. day) 21.28 USD

VWAP 21.09 USD

Volume (pcs) 100

Trading volume 2,109.00

Number of trades 1

Last size 100

## Futures and Options

Related Futures -

Related Options -

5Y













Information about previous performance does not guarantee future performance.

Source: FactSet

## Recent research

on sector

Date	Headline	Download
2024/04/26	 Global Equity Ratings	
2024/04/03	 Global Equity Ratings	
2024/03/13	 Global Equity Ratings	
2024/02/22	 Global Equity Ratings	
2024/02/14	 Global Equity Ratings	

## Details

2024/05/09 15:31:34

## Price

21.09 USD

Difference ▼ -0.89% (-0.19)

## General attributes

ISIN CA8485101031

Symbol TOY

Exchange FINRA other OTC Issues

Currency USD

Sector Media / Entertainment / Recreation

Security type Stock

Market cap (m) 698 EUR

Benchmark S&amp;P/TSX 60 INDEX

## Market data

Bid (Bid size) -

Ask (Ask size) -

Open 21.09 USD

High 21.09 USD

Low 21.09 USD

Close (prev. day) 21.28 USD

VWAP 21.09 USD

Volume (pcs) 100

Trading volume 2,109.00

Number of trades 1

Last size 100

## Performance and Risk

	6m	1Y	3Y
Perf (%)	-13.92%	-23.90%	-
Perf (abs.)	-3.41	-6.62	-
Beta	0.81	0.80	1.04
Volatility	24.72	27.43	39.29

5Y



Information about previous performance does not guarantee future performance.

Source: FactSet

## Price data

Ø price 5 days   Ø volume 5 days (pcs.)	21.72 USD (1,520)
Ø price 30 days   Ø volume 30 days (pcs.)	23.21 USD (2,158)
Ø price 100 days   Ø volume 100 days (pcs.)	24.65 USD (2,912)
Ø price 250 days   Ø volume 250 days (pcs.)	25.38 USD (3,376)
YTD High   date	26.76 USD (2024/01/24)
YTD Low   date	21.09 USD (2024/05/09)
52 Weeks High   date	28.00 USD (2023/08/03)
52 Weeks Low   date	21.09 USD (2024/05/09)

## All listings for SPIN MASTER CORP.

Exchange	Date	Time	Price	Trading volume (mio.)	Number of trades
Tradegate	2024/05/10	22:26	19.90 EUR	0.00	1
Toronto Stock Exchange	2024/05/10	22:00	29.28 CAD	3.74	969
Stuttgart	2024/05/10	15:08	19.60 EUR	0.00	6
Munich	2024/05/10	08:03	19.80 EUR	0.00	2
Frankfurt	2024/05/10	08:18	19.10 EUR	0.00	2

	10						
FINRA other OTC Issues	2024/05/09	15:31	21.09	USD	0.00		1
Duesseldorf	2024/05/10	19:32	19.70	EUR	0.00		5

## Company profile

### Company Logo



### Company Profile

-

### Contact Details

SPIN MASTER

--

----

Telefon: -

Fax: -

E-mail: -