

CSW INDUSTRIALS INC COM USD0.01

ISIN: US1264021064 WKN: 126402106

Overview

2024/07/17 22:00:00

Price
292.28 USDDifference  -2.99% (-9.00)

General attributes

| | |
|----------------|--------------|
| ISIN | US1264021064 |
| Symbol | CSWI |
| Exchange | Nasdaq |
| Currency | USD |
| Sector | - |
| Security type | Stock |
| Market cap (m) | 4,151 EUR |
| Benchmark | S&P 500 |

Market data

| | |
|-------------------|---------------|
| Bid (Bid size) | - |
| Ask (Ask size) | - |
| Open | 298.30 USD |
| High | 300.96 USD |
| Low | 291.96 USD |
| Close (prev. day) | 301.28 USD |
| VWAP | 294.8007 USD |
| Volume (pcs) | 244,030 |
| Trading volume | 71,984,744.10 |
| Number of trades | 10,497 |
| Last size | - |

Futures and Options










| | |
|-----------------|---|
| Related Futures | - |
| Related Options | - |

5Y



Information about previous performance does not guarantee future performance.
Source: FactSet

Recent research

| on market | | |
|------------|---|---|
| Date | Headline | Download |
| 2024/07/12 |  Global Equity Ratings |  |
| 2024/07/08 |  Akciové trhy - denní zpráva |  |
| 2024/07/03 |  Global Strategy 3Q 2024 |  |
| 2024/06/21 |  Global Equity Ratings |  |
| 2024/05/29 |  Global Equity Ratings |  |

Details

2024/07/17 22:00:00

Price

292.28 USD

Difference ▼ -2.99% (-9.00)

General attributes

| | |
|----------------|--------------|
| ISIN | US1264021064 |
| Symbol | CSWI |
| Exchange | Nasdaq |
| Currency | USD |
| Sector | - |
| Security type | Stock |
| Market cap (m) | 4,151 EUR |
| Benchmark | S&P 500 |

Market data

| | |
|-------------------|---------------|
| Bid (Bid size) | - |
| Ask (Ask size) | - |
| Open | 298.30 USD |
| High | 300.96 USD |
| Low | 291.96 USD |
| Close (prev. day) | 301.28 USD |
| VWAP | 294.8007 USD |
| Volume (pcs) | 244,030 |
| Trading volume | 71,984,744.10 |
| Number of trades | 10,497 |
| Last size | - |

Performance and Risk

| | 6m | 1Y | 3Y |
|-------------|---------|---------|----------|
| Perf (%) | +37.22% | +76.02% | +155.24% |
| Perf (abs.) | +79.28 | +126.23 | +177.77 |
| Beta | 1.12 | 0.86 | 0.83 |
| Volatility | 25.52 | 24.53 | 28.04 |

5Y



Information about previous performance does not guarantee future performance.
Source: FactSet

Price data

| | |
|---|-------------------------|
| Ø price 5 days Ø volume 5 days (pcs.) | 287.70 USD (130,301) |
| Ø price 30 days Ø volume 30 days (pcs.) | 268.30 USD (121,654) |
| Ø price 100 days Ø volume 100 days (pcs.) | 247.59 USD (92,942) |
| Ø price 250 days Ø volume 250 days (pcs.) | 212.71 USD (81,211) |
| YTD High date | 301.36 USD (2024/07/16) |
| YTD Low date | 200.50 USD (2024/01/08) |
| 52 Weeks High date | 301.36 USD (2024/07/16) |
| 52 Weeks Low date | 166.34 USD (2023/07/18) |

Arbitrage views

| Exchange | Date | Time | Price | Trading volume (mio.) | Number of trades |
|-----------|------------|-------|------------|-----------------------|------------------|
| Stuttgart | 2024/07/18 | 08:09 | 264.00 EUR | 0.00 | 1 |
| Nasdaq | 2024/07/17 | 22:00 | 292.28 USD | 71.98 | 10,497 |
| Frankfurt | 2024/07/18 | 09:59 | 264.00 EUR | 0.00 | 3 |
| Berlin | 2024/07/18 | 09:10 | 268.00 EUR | 0.00 | 2 |

Company profile

Company Logo



Company Profile

-

Contact Details

CSW INDUSTRIALS INC

--

Telefon: -

Fax: -

E-mail: -