

AUSTRIA SETX(EUR)

ISIN: **AT0000505276** WKN: -

Overview

2024/10/18 17:45:00

Price

2,175.97 EURDifference  -0.36% (-7.79)

General attributes

ISIN AT0000505276

Symbol -

Country Europe

Instruments in index 19

Type of index -

Security type Index

Market data

Open 2,183.76 EUR

High 2,185.71 EUR

Low 2,169.58 EUR

Close (prev. day) 2,183.76 EUR

Trading volume (m) -

Volume (pcs) -

Top 5

Name 	Price	+ - (%) 	Trend 
NOVA LJUBL...	126.50	+0.80	
PODRAVKA D...	154.00	+0.33	
FONDUL PRO...	0.3414	+0.06	

Intraday 1W 1M 6m 1Y 3Y

Flop 5

Name 	Price	+ - (%) 	Trend 
TRANSELECT...	38.50	-1.28	
ATLANTIC G...	52.00	-0.95	
VALAMAR RI...	5.02	-0.79	
BRD - GROU...	20.65	-0.72	
HRVATSKI T...	35.20	-0.56	

Intraday 1W 1M 6m 1Y 3Y

Futures and Options

Related Futures -

Related Options -





5Y



Information about previous performance does not guarantee future performance.

Source: FactSet

Recent research

on market		
Date	Headline	Download
2024/10/08	 Global Strategy 4Q 2024	
2024/09/27	 Global Equity Ratings	
2024/09/11	 Global Equity Ratings	
2024/09/05	 Global Equity Ratings	
2024/08/12	 Global Equity Ratings	

Details

2024/10/18 17:45:00

Price

2,175.97 EURDifference  -0.36% (-7.79)

General attributes

ISIN AT0000505276

Symbol -

Country Europe

Security type Index

Instruments in index 19

Market data

Open 2,183.76 EUR

High 2,185.71 EUR

Low 2,169.58 EUR

Close (prev. day) 2,183.76 EUR

Trading volume (m) -

Volume (pcs) -

Performance and Risk

	6m	1Y	3Y
Perf (%)	+6.70%	+28.11%	+42.32%
Perf (abs.)	+136.71	+477.51	+647.07
Beta	-	-	-
Volatility	8.23	7.46	10.74



Information about previous performance does not guarantee future performance.

Source: FactSet

Price data

Ø price 5 days Ø volume 5 days (pcs.)	2,172.77 EUR (0)
Ø price 30 days Ø volume 30 days (pcs.)	2,166.62 EUR (0)
Ø price 100 days Ø volume 100 days (pcs.)	2,177.27 EUR (0)
Ø price 250 days Ø volume 250 days (pcs.)	2,033.77 EUR (0)
YTD High date	2,257.10 EUR (2024/07/18)
YTD Low date	1,829.92 EUR (2024/01/04)
52 Weeks High date	2,257.10 EUR (2024/07/18)
52 Weeks Low date	1,680.44 EUR (2023/10/20)

Composition

Name  ISIN	Price	Diff %  Diff +/-	Performance 	Date Time	Turnover Pc.  Turnover Money 
ATLANTIC GRUPA D.D. HRATGRRRA0003	52.00	-0.95% -0.50		24/10/18 16:25:00	163 8,476.00
BANCA TRANSILVANIA SA ROTLVAACNOR1	27.60	0.00% 0.00		24/10/18 16:59:09	366,282 10,094,167.35
BRD - GROUPE SOCIETE GENE... ROBRDBACNOR2	20.65	-0.72% -0.15		24/10/18 16:53:23	8,394 173,747.50
ENERGOPROJEKT HOLDING A.D... RSHOLDE58279	-	-% -		- -	- -
FONDUL PROPRIETATEA RON0... ROFPTAACNOR5	0.3414	0.06% 0.00		24/10/18 16:50:24	3,888,532 1,314,282.54
HRVATSKI TELEKOM D.D. NPV HRHT00RA0005	35.20	-0.56% -0.20		24/10/18 16:25:00	2,576 90,424.80
KRKA DD NPV SI0031102120	134.50	-1.10% -1.50		24/10/18 15:08:10	5,171 690,562.50
NIS A D NOVI SAD RSD500 RSNISHE79420	-	-% -		- -	- -
NOVA LJUBLJANSKA BANKA DD... SI0021117344	126.50	0.80% 1.00		24/10/18 15:24:41	4,272 544,519.00
OMV PETROM S.A. RON0.1 ROSNPPACNOR9	0.7215	-0.28% -0.00		24/10/18 16:50:23	1,580,481 1,142,662.63
PETROL LJUBLJANA NPV SI0031102153	30.60	-0.33% -0.10		24/10/18 15:24:44	3,653 111,368.40
PODRAVKA DD EUR30.00 HRPODRRA0004	154.00	0.33% 0.50		24/10/18 16:25:00	260 40,026.00
S.P.E.E.H. HIDROELECTRICA... RO4Q0Z5RO1B6	122.70	-0.41% -0.50		24/10/18 16:50:22	4,750 586,181.10
SOCIETATEA ENERGETICA ELE... ROELECACNOR5	13.28	-0.15% -0.02		24/10/18 16:28:30	16,598 219,954.66
SOCIETATEA NATL DE GAZE N... ROSNGNACNOR3	5.42	-0.18% -0.01		24/10/18 16:57:13	57,439 311,367.65
TELEKOM SLOVENIJE NPV SI0031104290	81.90	0.00% 0.00		19/03/29 14:20:00	- -
TRANSELECTRICA SA RON10 ROTSELACNOR9	38.50	-1.28% -0.50		24/10/18 16:50:23	4,413 171,064.55
VALAMAR RIVIERA D.D. HRRIVPRA0000	5.02	-0.79% -0.04		24/10/18 16:25:00	1,920 9,666.12
ZAVAROVALNICA TRIGLAV NPV SI0021111651	38.70	-0.26% -0.10		24/10/18 15:07:02	6,296 242,766.80