

## AUSTRIA SETX(EUR)

ISIN: **AT0000505276** WKN: -

## Overview

2024/09/19 10:06:06

Price

**2,172.02** EURDifference  0.51% (10.94)

## General attributes

ISIN	AT0000505276
Symbol	-
Country	Europe
Instruments in index	19
Type of index	-
Security type	Index

## Market data

Open	2,161.08 EUR
High	2,172.54 EUR
Low	2,161.08 EUR
Close (prev. day)	2,161.08 EUR
Trading volume (m)	-
Volume (pcs)	-

## Top 5

Name 	Price	+ - (%) 	Trend 
SOCIATEA...	5.55	+1.46 	
SOCIATEA...	14.42	+1.41 	
PODRAVKA D...	158.00	+1.28 	
ZAVAROVALN...	38.30	+0.79 	
S.P.E.E.H....	123.30	+0.57 	

Intraday 1W 1M 6m 1Y 3Y

## Flop 5

Name 	Price	+ - (%) 	Trend 
FONDUL PRO...	0.3956	+0.20 	
NOVA LJUBL...	122.50	+0.41 	

Intraday 1W 1M 6m 1Y 3Y

## Futures and Options

Related Futures	-
Related Options	-

5Y



Information about previous performance does not guarantee future performance.

Source: FactSet

## Recent research

on market

Date	Headline	Download
2024/09/11	 Global Equity Ratings	
2024/09/05	 Global Equity Ratings	
2024/08/12	 Global Equity Ratings	
2024/07/24	 Global Equity Ratings	
2024/07/12	 Global Equity Ratings	

## Details

2024/09/19 10:06:06

## Price

2,172.02 EUR

Difference ▲ 0.51% (10.94)

## General attributes

ISIN AT0000505276

Symbol -

Country Europe

Security type Index

Instruments in index 19

## Market data

Open 2,161.08 EUR

High 2,172.54 EUR

Low 2,161.08 EUR

Close (prev. day) 2,161.08 EUR

Trading volume (m) -

Volume (pcs) -

## Performance and Risk

	6m	1Y	3Y
Perf (%)	+6.81%	+28.22%	+43.62%
Perf (abs.)	+137.83	+475.58	+656.31
Beta	-	-	-
Volatility	8.15	7.64	10.77











Information about previous performance does not guarantee future performance.  
Source: FactSet

## Price data

Ø price 5 days   Ø volume 5 days (pcs.)	2,163.47 EUR (0)
Ø price 30 days   Ø volume 30 days (pcs.)	2,183.43 EUR (0)
Ø price 100 days   Ø volume 100 days (pcs.)	2,159.68 EUR (0)
Ø price 250 days   Ø volume 250 days (pcs.)	1,991.41 EUR (0)
YTD High   date	2,257.10 EUR (2024/07/18)
YTD Low   date	1,829.92 EUR (2024/01/04)
52 Weeks High   date	2,257.10 EUR (2024/07/18)
52 Weeks Low   date	1,671.02 EUR (2023/10/09)

## Composition

Name  ISIN	Price	Diff %  Diff +/-	Performance 	Date Time	Turnover Pc.  Turnover Money 
ATLANTIC GRUPA D.D. HRATGRRRA0003	51.00	2.00% 1.00		24/09/18 16:25:00	35 1,785.00
BANCA TRANSILVANIA SA ROTLVAACNOR1	27.60	0.55% 0.15		24/09/19 10:05:51	19,346 535,082.75
BRD - GROUPE SOCIETE GENE... ROBRDBACNOR2	19.94	0.50% 0.10		24/09/19 10:05:46	3,434 68,261.92
ENERGOPROJEKT HOLDING A.D... RSHOLDE58279	-	-% -		- -	- -
FONDUL PROPRIETATEA RON0... ROFPTAACNOR5	0.3956	0.20% 0.00		24/09/19 09:59:53	220,523 87,277.71
HRVATSKI TELEKOM D.D. NPV HRHT00RA0005	32.30	0.00% 0.00		24/09/19 09:30:12	188 6,072.40
KRKA DD NPV SI0031102120	137.50	0.73% 1.00		24/09/19 10:06:06	5,723 784,301.00
NIS A D NOVI SAD RSD500 RSNISHE79420	-	-% -		- -	- -
NOVA LJUBLJANSKA BANKA DD... SI0021117344	122.50	0.41% 0.50		24/09/19 09:22:16	1,722 210,900.00
OMV PETROM S.A. RON0.1 ROSNPPACNOR9	0.7295	0.41% 0.00		24/09/19 10:05:53	227,568 166,061.32
PODRAVKA DD EUR30.00 HRPODRRA0004	158.00	1.28% 2.00		24/09/19 09:30:12	129 20,382.00
S.P.E.E.H. HIDROELECTRICA... RO4Q0Z5RO1B6	123.30	0.57% 0.70		24/09/19 10:05:27	1,371 168,560.80
SOCIETATEA ENERGETICA ELE... ROELECACNOR5	14.42	1.41% 0.20		24/09/19 09:59:30	1,181 17,012.98
SOCIETATEA NATL DE GAZE N... ROSNGNACNOR3	5.55	1.46% 0.08		24/09/19 10:04:21	878,614 4,832,136.34
TELEKOM SLOVENIJE NPV SI0031104290	81.90	0.00% 0.00		19/03/29 14:20:00	- -
TRANSELECTRICA SA RON10 ROTSELACNOR9	40.25	0.00% 0.00		24/09/19 09:59:52	1,464 58,920.80
VALAMAR RIVIERA D.D. HRRIVPRA0000	5.14	0.00% 0.00		24/09/18 16:25:00	19,619 100,674.28
ZAGREBACKA BANKA D.D. HRZABARA0009	19.20	0.00% 0.00		24/09/18 16:25:00	1,176 22,616.70
ZAVAROVALNICA TRIGLAV NPV SI0021111651	38.30	0.79% 0.30		24/09/19 09:32:14	300 11,464.70