

## AUSTRIA SETX(EUR)

ISIN: **AT0000505276** WKN: -

## Overview

2024/09/18 17:45:00

Price

**2,161.08** EURDifference  -0.22% (-4.66)

## General attributes

ISIN AT0000505276

Symbol -

Country Europe

Instruments in index 19

Type of index -

Security type Index

## Market data

Open 2,165.72 EUR

High 2,168.98 EUR





Low 2,161.05 EUR

Close (prev. day) 2,165.74 EUR

Trading volume (m) -

Volume (pcs) -

## Top 5

Name 	Price	+ - (%) 	Trend 
ATLANTIC G...	51.00	+2.00	
FONDUL PRO...	0.3948	+1.91	
S.P.E.E.H....	122.60	+1.41	
NOVA LJUBL...	122.00	+0.41	
HRVATSKI T...	32.30	+0.31	

Intraday 1W 1M 6m 1Y 3Y

## Flop 5

Name 	Price	+ - (%) 	Trend 
SOCIETATEA...	14.22	-1.66	
PODRAVKA D...	156.00	-1.27	
BANCA TRAN...	27.45	-1.26	
BRD - GROU...	19.84	-0.80	
SOCIETATEA...	5.47	-0.55	

Intraday 1W 1M 6m 1Y 3Y

5Y



Information about previous performance does not guarantee future performance.

Source: FactSet

## Recent research

on market

Date	Headline	Download
2024/09/11	 Global Equity Ratings	
2024/09/05	 Global Equity Ratings	
2024/08/12	 Global Equity Ratings	
2024/07/24	 Global Equity Ratings	
2024/07/12	 Global Equity Ratings	

**Futures and Options**

**Related Futures** -

**Related Options** -

## Details

2024/09/18 17:45:00

Price

**2,161.08** EURDifference  -0.22% (-4.66)

## General attributes

ISIN AT0000505276

Symbol -

Country Europe

Security type Index

Instruments in index 19

## Market data

Open 2,165.72 EUR

High 2,168.98 EUR

Low 2,161.05 EUR

Close (prev. day) 2,165.74 EUR

Trading volume (m) -

Volume (pcs) -

## Performance and Risk

	6m	1Y	3Y
Perf (%)	+6.81%	+28.22%	+43.62%
Perf (abs.)	+137.83	+475.58	+656.31
Beta	-	-	-
Volatility	8.15	7.64	10.77



Information about previous performance does not guarantee future performance.  
Source: FactSet

## Price data

Ø price 5 days   Ø volume 5 days (pcs.)	2,163.47 EUR (0)
Ø price 30 days   Ø volume 30 days (pcs.)	2,183.43 EUR (0)
Ø price 100 days   Ø volume 100 days (pcs.)	2,159.68 EUR (0)
Ø price 250 days   Ø volume 250 days (pcs.)	1,991.41 EUR (0)
YTD High   date	2,257.10 EUR (2024/07/18)
YTD Low   date	1,829.92 EUR (2024/01/04)
52 Weeks High   date	2,257.10 EUR (2024/07/18)
52 Weeks Low   date	1,671.02 EUR (2023/10/09)

## Composition

Name  ISIN	Price	Diff %  Diff +/-	Performance 	Date Time	Turnover Pc.  Turnover Money 
ATLANTIC GRUPA D.D. HRATGRRRA0003	51.00	2.00% 1.00		24/09/18 16:25:00	35 1,785.00
BANCA TRANSILVANIA SA ROTLVAACNOR1	27.45	-1.26% -0.35		24/09/18 16:55:29	173,371 4,799,020.95
BRD - GROUPE SOCIETE GENE... ROBRDBACNOR2	19.84	-0.80% -0.16		24/09/18 16:50:28	41,525 821,888.64
ENERGOPROJEKT HOLDING A.D... RSHOLDE58279	-	-% -		- -	- -
FONDUL PROPRIETATEA RON0... ROFPTAACNOR5	0.3948	1.91% 0.01		24/09/18 16:57:32	10,576,474 4,156,167.34
HRVATSKI TELEKOM D.D. NPV HRHT00RA0005	32.30	0.31% 0.10		24/09/18 16:25:00	1,701 54,871.60
KRKA DD NPV SI0031102120	136.50	-0.37% -0.50		24/09/18 15:24:45	2,376 325,764.50
NIS A D NOVI SAD RSD500 RSNISHE79420	-	-% -		- -	- -
NOVA LJUBLJANSKA BANKA DD... SI0021117344	122.00	0.41% 0.50		24/09/18 14:48:32	5,761 697,113.50
OMV PETROM S.A. RON0.1 ROSNPPACNOR9	0.7265	-0.14% -0.00		24/09/18 16:56:48	7,155,936 5,211,245.10
PODRAVKA DD EUR30.00 HRPODRRA0004	156.00	-1.27% -2.00		24/09/18 16:25:00	703 109,668.00
S.P.E.E.H. HIDROELECTRICA... RO4Q0Z5RO1B6	122.60	1.41% 1.70		24/09/18 16:50:27	27,823 3,383,094.50
SOCIETATEA ENERGETICA ELE... ROELECACNOR5	14.22	-1.66% -0.24		24/09/18 16:58:27	14,466 207,263.16
SOCIETATEA NATL DE GAZE N... ROSNGNACNOR3	5.47	-0.55% -0.03		24/09/18 16:50:33	61,910 337,815.98
TELEKOM SLOVENIJE NPV SI0031104290	81.90	0.00% 0.00		19/03/29 14:20:00	- -
TRANSELECTRICA SA RON10 ROTSELACNOR9	40.25	-0.25% -0.10		24/09/18 16:44:45	806 32,443.70
VALAMAR RIVIERA D.D. HRRIVPRA0000	5.14	0.00% 0.00		24/09/18 16:25:00	19,619 100,674.28
ZAGREBACKA BANKA D.D. HRZABARA0009	19.20	0.00% 0.00		24/09/18 16:25:00	1,176 22,616.70
ZAVAROVALNICA TRIGLAV NPV SI0021111651	38.00	0.00% 0.00		24/09/18 15:07:51	1,581 59,964.20