

AUSTRIA SETX(EUR)

ISIN: **AT0000505276** WKN: -

Overview

2024/09/18 15:14:23

Price

2,165.84 EURDifference  0.00% (0.10)

General attributes

ISIN AT0000505276

Symbol -

Country Europe

Instruments in index 19

Type of index -

Security type Index

Market data

Open 2,165.72 EUR

High 2,168.98 EUR









Low 2,161.37 EUR

Close (prev. day) 2,165.74 EUR

Trading volume (m) -

Volume (pcs) -

Top 5

Name 	Price	+ - (%) 	Trend 
FONDUL PRO...	0.3968	+2.43 	
ATLANTIC G...	51.00	+2.00 	
S.P.E.E.H....	122.90	+1.65 	
NOVA LJUBL...	122.00	+0.41 	
OMV PETROM...	0.73	+0.34 	

Intraday 1W 1M 6m 1Y 3Y

Flop 5

Name 	Price	+ - (%) 	Trend 
PODRAVKA D...	156.00	-1.27 	
BRD - GROU...	19.84	-0.80 	
SOCIETATEA...	5.47	-0.55 	
SOCIETATEA...	14.42	-0.28 	
TRANSELECT...	40.25	-0.25 	

Intraday 1W 1M 6m 1Y 3Y

5Y



Information about previous performance does not guarantee future performance.

Source: FactSet

Recent research

on market

Date	Headline	Download 
2024/09/11	 Global Equity Ratings	
2024/09/05	 Global Equity Ratings	
2024/08/12	 Global Equity Ratings	
2024/07/24	 Global Equity Ratings	
2024/07/12	 Global Equity Ratings	

Futures and Options

Related Futures -

Related Options -

Details

2024/09/18 15:14:23

Price

2,165.84 EURDifference  0.00% (0.10)

General attributes

ISIN AT0000505276

Symbol -

Country Europe

Security type Index

Instruments in index 19

Market data

Open 2,165.72 EUR

High 2,168.98 EUR

Low 2,161.37 EUR

Close (prev. day) 2,165.74 EUR

Trading volume (m) -

Volume (pcs) -

Performance and Risk

	6m	1Y	3Y
Perf (%)	+7.12%	+28.01%	+43.92%
Perf (abs.)	+143.95	+473.83	+660.97
Beta	-	-	-
Volatility	8.15	7.71	10.77



Information about previous performance does not guarantee future performance.
Source: FactSet

Price data

Ø price 5 days Ø volume 5 days (pcs.)	2,163.82 EUR (0)
Ø price 30 days Ø volume 30 days (pcs.)	2,183.98 EUR (0)
Ø price 100 days Ø volume 100 days (pcs.)	2,159.67 EUR (0)
Ø price 250 days Ø volume 250 days (pcs.)	1,989.52 EUR (0)
YTD High date	2,257.10 EUR (2024/07/18)
YTD Low date	1,829.92 EUR (2024/01/04)
52 Weeks High date	2,257.10 EUR (2024/07/18)
52 Weeks Low date	1,671.02 EUR (2023/10/09)

Composition

Name  ISIN	Price	Diff %  Diff +/-	Performance 	Date Time	Turnover Pc.  Turnover Money 
ATLANTIC GRUPA D.D. HRATGRRRA0003	51.00	2.00% 1.00		24/09/18 14:23:00	10 510.00
BANCA TRANSILVANIA SA ROTLVAACNOR1	27.75	-0.18% -0.05		24/09/18 15:13:30	89,466 2,483,621.55
BRD - GROUPE SOCIETE GENE... ROBRDBACNOR2	19.84	-0.80% -0.16		24/09/18 15:08:56	39,588 783,500.96
ENERGOPROJEKT HOLDING A.D... RSHOLDE58279	-	-% -		- -	- -
FONDUL PROPRIETATEA RON0... ROFPTAACNOR5	0.3968	2.43% 0.01		24/09/18 15:14:23	9,276,570 3,642,803.78
HRVATSKI TELEKOM D.D. NPV HRHT00RA0005	32.30	0.31% 0.10		24/09/18 15:05:47	1,601 51,641.60
KRKA DD NPV SI0031102120	136.50	-0.37% -0.50		24/09/18 15:07:56	2,373 325,355.00
NIS A D NOVI SAD RSD500 RSNISHE79420	-	-% -		- -	- -
NOVA LJUBLJANSKA BANKA DD... SI0021117344	122.00	0.41% 0.50		24/09/18 14:48:32	5,761 697,113.50
OMV PETROM S.A. RON0.1 ROSNPPACNOR9	0.73	0.34% 0.00		24/09/18 15:13:31	6,674,594 4,860,671.92
PODRAVKA DD EUR30.00 HRPODRRA0004	156.00	-1.27% -2.00		24/09/18 09:31:04	703 109,668.00
S.P.E.E.H. HIDROELECTRICA... RO4Q0Z5RO1B6	122.90	1.65% 2.00		24/09/18 15:12:29	25,476 3,095,412.00
SOCIETATEA ENERGETICA ELE... ROELECACNOR5	14.42	-0.28% -0.04		24/09/18 15:01:00	9,304 133,460.94
SOCIETATEA NATL DE GAZE N... ROSNGNACNOR3	5.47	-0.55% -0.03		24/09/18 15:14:22	48,881 266,835.11
TELEKOM SLOVENIJE NPV SI0031104290	81.90	0.00% 0.00		19/03/29 14:20:00	- -
TRANSELECTRICA SA RON10 ROTSELACNOR9	40.25	-0.25% -0.10		24/09/18 15:14:32	661 26,613.30
VALAMAR RIVIERA D.D. HRRIVPRA0000	5.14	0.00% 0.00		24/09/18 13:31:34	19,619 100,674.28
ZAGREBACKA BANKA D.D. HRZABARA0009	19.20	0.00% 0.00		24/09/18 14:02:53	1,176 22,616.70
ZAVAROVALNICA TRIGLAV NPV SI0021111651	38.00	0.00% 0.00		24/09/18 15:07:51	1,581 59,964.20