

AUSTRIA SETX(EUR)

ISIN: **AT0000505276** WKN: -

Overview

2024/07/26 17:45:00

Price

2,189.49 EURDifference  0.61% (13.34)

General attributes

ISIN	AT0000505276
Symbol	-
Country	Europe
Instruments in index	19
Type of index	-
Security type	Index

Market data

Open	2,176.06 EUR
High	2,196.84 EUR
Low	2,176.06 EUR
Close (prev. day)	2,176.15 EUR
Trading volume (m)	-
Volume (pcs)	-

Top 5

Name 	Price	+ - (%) 	Trend 
BRD - GROU...	22.30	+3.72 	
NOVA LJUBL...	131.00	+1.16 	
ZAGREBACKA...	18.55	+1.09 	
OMV PETROM...	0.789	+1.02 	
SOCIATEA...	5.92	+1.02 	

Intraday 1W 1M 6m 1Y 3Y

Flop 5

Name 	Price	+ - (%) 	Trend 
TRANSELECT...	44.95	-3.33 	
ATLANTIC G...	53.00	-0.93 	
VALAMAR RI...	5.12	-0.39 	
BANCA TRAN...	28.35	-0.18 	

Intraday 1W 1M 6m 1Y 3Y

Futures and Options

Related Futures -

5Y













Information about previous performance does not guarantee future performance.

Source: FactSet

Recent research

on market

Date	Headline	Download
2024/07/24	 Global Equity Ratings	
2024/07/12	 Global Equity Ratings	
2024/07/09	 Political environment weighs on outlook	
2024/07/03	 Global Strategy 3Q 2024	
2024/06/21	 Global Equity Ratings	

Related Options

-

Details

2024/07/26 17:45:00

Price

2,189.49 EUR

Difference



0.61% (13.34)

General attributes

ISIN AT0000505276

Symbol -

Country Europe

Security type Index

Instruments in index 19

Market data

Open 2,176.06 EUR

High 2,196.84 EUR

Low 2,176.06 EUR

Close (prev. day) 2,176.15 EUR

Trading volume (m) -

Volume (pcs) -

Performance and Risk

	6m	1Y	3Y
Perf (%)	+17.65%	+32.66%	+49.81%
Perf (abs.)	+328.50	+539.05	+727.98
Beta	-	-	-
Volatility	7.01	7.71	10.67



Price data

Ø price 5 days Ø volume 5 days (pcs.)	2,205.28 EUR (0)
Ø price 30 days Ø volume 30 days (pcs.)	2,188.17 EUR (0)
Ø price 100 days Ø volume 100 days (pcs.)	2,107.53 EUR (0)
Ø price 250 days Ø volume 250 days (pcs.)	1,913.83 EUR (0)
YTD High date	2,257.10 EUR (2024/07/18)
YTD Low date	1,829.92 EUR (2024/01/04)
52 Weeks High date	2,257.10 EUR (2024/07/18)
52 Weeks Low date	1,599.65 EUR (2023/08/23)

Composition

Name  ISIN	Price	Diff %  Diff +/-	Performance 	Date Time	Turnover Pc.  Turnover Money 
ATLANTIC GRUPA D.D. HRATGRRRA0003	53.00	-0.93% -0.50		24/07/26 16:25:00	461 24,632.50
BANCA TRANSILVANIA SA ROTLVAACNOR1	28.35	-0.18% -0.05		24/07/26 16:50:20	191,818 5,461,553.45
BRD - GROUPE SOCIETE GENE... ROBRDBACNOR2	22.30	3.72% 0.80		24/07/26 16:54:19	34,143 753,145.00
ENERGOPROJEKT HOLDING A.D... RSHOLDE58279	-	-% -		- -	- -
FONDUL PROPRIETATEA RON0... ROFPTAACNOR5	0.407	0.74% 0.00		24/07/26 16:59:47	7,285,536 2,969,328.02
HRVATSKI TELEKOM D.D. NPV HRHT00RA0005	30.80	0.98% 0.30		24/07/26 16:25:00	1,366 42,138.40
KRKA DD NPV SI0031102120	132.00	-% -		24/07/26 15:24:42	11,748 1,566,077.00
NIS A D NOVI SAD RSD500 RSNISHE79420	-	-% -		- -	- -
NOVA LJUBLJANSKA BANKA DD... SI0021117344	131.00	1.16% 1.50		24/07/26 14:54:38	6,344 827,586.50
OMV PETROM S.A. RON0.1 ROSNPPACNOR9	0.789	1.02% 0.01		24/07/26 16:57:36	7,547,686 5,961,847.15
PODRAVKA DD EUR30.00 HRPODRRA0004	165.00	0.92% 1.50		24/07/26 16:25:00	201 33,135.50
S.P.E.E.H. HIDROELECTRICA... RO4Q0Z5RO1B6	126.00	0.80% 1.00		24/07/26 16:56:08	25,875 3,259,870.80
SOCIETATEA ENERGETICA ELE... ROELECACNOR5	16.20	0.25% 0.04		24/07/26 16:40:31	12,792 206,999.80
SOCIETATEA NATL DE GAZE N... ROSNGNACNOR3	5.92	1.02% 0.06		24/07/26 16:50:21	172,560 1,013,708.38
TELEKOM SLOVENIJE NPV SI0031104290	81.90	0.00% 0.00		19/03/29 14:20:00	- -
TRANSELECTRICA SA RON10 ROTSELACNOR9	44.95	-3.33% -1.55		24/07/26 16:50:19	14,101 639,120.75
VALAMAR RIVIERA D.D. HRRIVPRA0000	5.12	-0.39% -0.02		24/07/26 16:25:00	73,060 373,729.96
ZAGREBACKA BANKA D.D. HRZABARA0009	18.55	1.09% 0.20		24/07/26 16:25:00	2,830 52,094.00
ZAVAROVALNICA TRIGLAV NPV SI0021111651	36.90	0.82% 0.30		24/07/26 14:35:15	1,667 61,798.60