

AUSTRIA SETX(EUR)

ISIN: **AT0000505276** WKN: -

Overview

2024/07/17 10:18:28

Price

2,245.55 EURDifference  0.19% (4.21)

General attributes

ISIN AT0000505276

Symbol -

Country Europe

Instruments in index 19

Type of index -

Security type Index

Market data

Open 2,241.36 EUR

High 2,245.55 EUR

Low 2,238.47 EUR

Close (prev. day) 2,241.34 EUR

Trading volume (m) -

Volume (pcs) -

Top 5

Name 	Price	+ - (%) 	Trend 
BANCA TRAN...	33.20	+0.91	
VALAMAR RI...	5.26	+0.77	
ZAGREBACKA...	17.90	+0.56	
FONDUL PRO...	0.402	+0.50	
SOCIETATEA...	16.18	+0.50	

Intraday 1W 1M 6m 1Y 3Y

Flop 5

Name 	Price	+ - (%) 	Trend 
S.P.E.E.H....	125.80	-1.87	
TRANSELECT...	47.15	-1.36	
BRD - GROU...	21.10	-0.47	

Intraday 1W 1M 6m 1Y 3Y

Futures and Options

Related Futures -

Related Options -

5Y














Information about previous performance does not guarantee future performance.

Source: FactSet

Recent research

on market

Date	Headline	Download 
2024/07/12	 Global Equity Ratings	
2024/07/09	 Political environment weighs on outlook	
2024/07/03	 Global Strategy 3Q 2024	
2024/06/21	 Global Equity Ratings	
2024/06/20	 Bosnia and Herzegovina Growth to remain subdued ...	

Details

2024/07/17 10:18:28

Price

2,245.55 EUR

Difference



0.19% (4.21)

General attributes

ISIN AT0000505276

Symbol -

Country Europe

Security type Index

Instruments in index 19

Market data

Open 2,241.36 EUR

High 2,245.55 EUR

Low 2,238.47 EUR

Close (prev. day) 2,241.34 EUR

Trading volume (m) -

Volume (pcs) -

Performance and Risk

	6m	1Y	3Y
Perf (%)	+18.78%	+36.03%	+51.81%
Perf (abs.)	+354.39	+593.70	+764.96
Beta	-	-	-
Volatility	6.63	7.55	10.64



Information about previous performance does not guarantee future performance.

Source: FactSet

Price data

Ø price 5 days Ø volume 5 days (pcs.)	2,218.05 EUR (0)
Ø price 30 days Ø volume 30 days (pcs.)	2,166.50 EUR (0)
Ø price 100 days Ø volume 100 days (pcs.)	2,087.17 EUR (0)
Ø price 250 days Ø volume 250 days (pcs.)	1,895.27 EUR (0)
YTD High date	2,245.25 EUR (2024/07/16)
YTD Low date	1,829.92 EUR (2024/01/04)
52 Weeks High date	2,245.25 EUR (2024/07/16)
52 Weeks Low date	1,599.65 EUR (2023/08/23)

Composition

Name  ISIN	Price	Diff %  Diff +/-	Performance 	Date Time	Turnover Pc.  Turnover Money 
ATLANTIC GRUPA D.D. HRATGRRRA0003	54.00	-1.82% -1.00		24/07/16 16:25:00	2,493 136,922.00
BANCA TRANSILVANIA SA ROTLVAACNOR1	33.20	0.91% 0.30		24/07/17 10:18:28	268,316 8,880,558.85
BRD - GROUPE SOCIETE GENE... ROBRDBACNOR2	21.10	-0.47% -0.10		24/07/17 10:16:02	5,839 122,959.40
ENERGOPROJEKT HOLDING A.D... RSHOLDE58279	-	-% -		- -	- -
FONDUL PROPRIETATEA RON0... ROFPTAACNOR5	0.402	0.50% 0.00		24/07/17 10:16:33	5,292,246 2,124,288.24
HRVATSKI TELEKOM D.D. NPV HRHT00RA0005	30.00	0.00% 0.00		24/07/17 10:09:24	109 3,270.00
KRKA DD NPV SI0031102120	150.00	0.33% 0.50		24/07/17 10:17:50	752 112,574.00
NIS A D NOVI SAD RSD500 RSNISHE79420	-	-% -		- -	- -
NOVA LJUBLJANSKA BANKA DD... SI0021117344	131.00	0.00% 0.00		24/07/17 10:01:14	2,777 363,697.00
OMV PETROM S.A. RON0.1 ROSNPPACNOR9	0.784	0.32% 0.00		24/07/17 10:17:38	2,046,823 1,606,296.13
PODRAVKA DD EUR30.00 HRPODRRA0004	168.50	0.30% 0.50		24/07/17 09:30:05	15 2,527.50
S.P.E.E.H. HIDROELECTRICA... RO4Q0Z5RO1B6	125.80	-1.87% -2.40		24/07/17 10:17:44	42,241 5,293,850.00
SOCIETATEA ENERGETICA ELE... ROELECACNOR5	16.18	0.50% 0.08		24/07/17 10:13:54	18,907 304,435.08
SOCIETATEA NATL DE GAZE N... ROSNGNACNOR3	5.90	0.00% 0.00		24/07/17 10:15:06	96,275 566,858.84
TELEKOM SLOVENIJE NPV SI0031104290	81.90	0.00% 0.00		19/03/29 14:20:00	- -
TRANSELECTRICA SA RON10 ROTSELACNOR9	47.15	-1.36% -0.65		24/07/17 10:07:12	2,027 95,990.75
VALAMAR RIVIERA D.D. HRRIVPRA0000	5.26	0.77% 0.04		24/07/17 10:00:06	2,271 11,900.86
ZAGREBACKA BANKA D.D. HRZABARA0009	17.90	0.56% 0.10		24/07/17 10:12:46	98 1,754.20
ZAVAROVALNICA TRIGLAV NPV SI0021111651	37.20	0.27% 0.10		24/07/17 09:17:59	595 22,065.00