

## AUSTRIA SETX(EUR)

ISIN: **AT0000505276** WKN: -

## Overview

2024/07/12 17:45:00

Price

**2,218.83** EURDifference  0.70% (15.40)

## General attributes

ISIN AT0000505276

Symbol -

Country Europe

Instruments in index 19

Type of index -

Security type Index

## Market data

Open 2,203.51 EUR

High 2,220.11 EUR

Low 2,201.19 EUR

Close (prev. day) 2,203.43 EUR

Trading volume (m) -

Volume (pcs) -

## Top 5

Name 	Price	+ - (%) 	Trend 
PODRAVKA D...	167.00	+4.38	
ATLANTIC G...	55.00	+2.80	
ZAVAROVALN...	36.80	+0.82	
VALAMAR RI...	5.14	+0.78	
SOCIETATEA...	16.00	+0.76	

Intraday 1W 1M 6m 1Y 3Y

## Flop 5

Name 	Price	+ - (%) 	Trend 
BRD - GROU...	21.20	-0.70	
FONDUL PRO...	0.3978	-0.45	
OMV PETROM...	0.77	-0.26	
SOCIETATEA...	5.89	-0.17	

Intraday 1W 1M 6m 1Y 3Y

## Futures and Options

Related Futures -

5Y














Information about previous performance does not guarantee future performance.

Source: FactSet

## Recent research

on market

Date	Headline	Download 
2024/07/12	 Global Equity Ratings	
2024/07/09	 Political environment weighs on outlook	
2024/07/03	 Global Strategy 3Q 2024	
2024/06/21	 Global Equity Ratings	
2024/06/20	 Bosnia and Herzegovina   Growth to remain subdued ...	

Related Options

-

## Details

2024/07/12 17:45:00

Price

**2,218.83** EUR

Difference



0.70% (15.40)

## General attributes

ISIN AT0000505276

Symbol -

Country Europe

Security type Index

Instruments in index 19

## Market data

Open 2,203.51 EUR

High 2,220.11 EUR

Low 2,201.19 EUR

Close (prev. day) 2,203.43 EUR

Trading volume (m) -

Volume (pcs) -

## Performance and Risk

	6m	1Y	3Y
Perf (%)	+17.90%	+35.19%	+51.71%
Perf (abs.)	+336.92	+577.51	+756.29
Beta	-	-	-
Volatility	6.67	7.54	10.65



Information about previous performance does not guarantee future performance.  
Source: FactSet

## Price data

Ø price 5 days   Ø volume 5 days (pcs.)	2,198.18 EUR (0)
Ø price 30 days   Ø volume 30 days (pcs.)	2,158.18 EUR (0)
Ø price 100 days   Ø volume 100 days (pcs.)	2,081.48 EUR (0)
Ø price 250 days   Ø volume 250 days (pcs.)	1,890.63 EUR (0)
YTD High   date	2,220.11 EUR (2024/07/12)
YTD Low   date	1,829.92 EUR (2024/01/04)
52 Weeks High   date	2,220.11 EUR (2024/07/12)
52 Weeks Low   date	1,599.65 EUR (2023/08/23)

## Composition

Name  ISIN	Price	Diff %  Diff +/-	Performance 	Date Time	Turnover Pc.  Turnover Money 
ATLANTIC GRUPA D.D. HRATGRRRA0003	55.00	2.80% 1.50		24/07/12 16:25:00	1,134 62,358.00
BANCA TRANSILVANIA SA ROTLVAACNOR1	32.70	0.00% 0.00		24/07/12 16:59:46	215,337 7,046,924.55
BRD - GROUPE SOCIETE GENE... ROBRDBACNOR2	21.20	-0.70% -0.15		24/07/12 16:58:16	39,995 845,496.10
ENERGOPROJEKT HOLDING A.D... RSHOLDE58279	-	-% -		- -	- -
FONDUL PROPRIETATEA RON0... ROFPTAACNOR5	0.3978	-0.45% -0.00		24/07/12 16:50:37	6,982,816 2,781,820.05
HRVATSKI TELEKOM D.D. NPV HRHT00RA0005	30.20	0.67% 0.20		24/07/12 16:25:00	565 16,989.00
KRKA DD NPV SI0031102120	144.00	1.05% 1.50		24/07/12 15:24:59	6,373 916,205.00
NIS A D NOVI SAD RSD500 RSNISHE79420	-	-% -		- -	- -
NOVA LJUBLJANSKA BANKA DD... SI0021117344	130.00	0.00% 0.00		24/07/12 14:59:23	10,435 1,361,033.50
OMV PETROM S.A. RON0.1 ROSNPPACNOR9	0.77	-0.26% -0.00		24/07/12 16:59:41	5,380,981 4,149,506.99
PODRAVKA DD EUR30.00 HRPODRRA0004	167.00	4.38% 7.00		24/07/12 16:25:00	1,649 273,894.00
S.P.E.E.H. HIDROELECTRICA... RO4Q0Z5RO1B6	128.90	0.16% 0.20		24/07/12 16:59:16	25,624 3,299,965.40
SOCIETATEA ENERGETICA ELE... ROELECACNOR5	16.00	0.76% 0.12		24/07/12 16:57:28	37,297 596,439.54
SOCIETATEA NATL DE GAZE N... ROSNGNACNOR3	5.89	-0.17% -0.01		24/07/12 16:59:28	293,496 1,729,115.57
TELEKOM SLOVENIJE NPV SI0031104290	81.90	0.00% 0.00		19/03/29 14:20:00	- -
TRANSELECTRICA SA RON10 ROTSELACNOR9	48.00	0.10% 0.05		24/07/12 16:50:34	16,333 783,010.20
VALAMAR RIVIERA D.D. HRRIVPRA0000	5.14	0.78% 0.04		24/07/12 16:25:00	5,026 25,746.96
ZAGREBACKA BANKA D.D. HRZABARA0009	18.10	0.00% 0.00		24/07/12 16:25:00	1,833 33,064.70
ZAVAROVALNICA TRIGLAV NPV SI0021111651	36.80	0.82% 0.30		24/07/12 15:14:21	4,282 156,561.70