

## AUSTRIA SETX(EUR)

ISIN: **AT0000505276** WKN: -

## Overview

2024/07/05 17:45:00

Price

**2,187.06** EURDifference  0.35% (7.55)

## General attributes

ISIN AT0000505276

Symbol -

Country Europe

Instruments in index 19

Type of index -

Security type Index

## Market data

Open 2,179.51 EUR

High 2,191.02 EUR

Low 2,178.56 EUR

Close (prev. day) 2,179.51 EUR

Trading volume (m) -

Volume (pcs) -

## Top 5

Name 	Price	+ - (%) 	Trend 
TRANSELECT...	46.80	+5.41	
FONDUL PRO...	0.38	+1.99	
NOVA LJUBL...	129.50	+1.57	
SOCIETATEA...	15.88	+1.15	
ATLANTIC G...	55.00	+0.92	

Intraday 1W 1M 6m 1Y 3Y

## Flop 5

Name 	Price	+ - (%) 	Trend 
HRVATSKI T...	30.00	-0.66	
OMV PETROM...	0.7735	-0.32	
ZAVAROVALN...	35.60	-0.28	
BANCA TRAN...	32.60	-0.15	

Intraday 1W 1M 6m 1Y 3Y

## Futures and Options

Related Futures -










5Y



Information about previous performance does not guarantee future performance.

Source: FactSet

## Recent research

on market		
Date	Headline	Download
2024/07/03	 Global Strategy 3Q 2024	
2024/06/21	 Global Equity Ratings	
2024/06/20	 Bosnia and Herzegovina   Growth to remain subdued ...	
2024/06/14	 Global Equity Ratings	
2024/06/06	 North Macedonia   Growth still appears under press...	

Related Options

-

## Details

2024/07/05 17:45:00

Price

**2,187.06** EUR

Difference



0.35% (7.55)

## General attributes

ISIN AT0000505276

Symbol -

Country Europe

Security type Index

Instruments in index 19

## Market data

Open 2,179.51 EUR

High 2,191.02 EUR

Low 2,178.56 EUR

Close (prev. day) 2,179.51 EUR

Trading volume (m) -

Volume (pcs) -

## Performance and Risk

	6m	1Y	3Y
Perf (%)	+18.61%	+33.41%	+50.72%
Perf (abs.)	+343.22	+547.75	+735.97
Beta	-	-	-
Volatility	6.62	7.54	10.65



5Y

Information about previous performance does not guarantee future performance.

Source: FactSet

## Price data

Ø price 5 days   Ø volume 5 days (pcs.)	2,172.90 EUR (0)
Ø price 30 days   Ø volume 30 days (pcs.)	2,143.72 EUR (0)
Ø price 100 days   Ø volume 100 days (pcs.)	2,068.44 EUR (0)
Ø price 250 days   Ø volume 250 days (pcs.)	1,879.54 EUR (0)
YTD High   date	2,191.02 EUR (2024/07/05)
YTD Low   date	1,829.92 EUR (2024/01/04)
52 Weeks High   date	2,191.02 EUR (2024/07/05)
52 Weeks Low   date	1,599.65 EUR (2023/08/23)

## Composition

Name  ISIN	Price	Diff %  Diff +/-	Performance 	Date Time	Turnover Pc.  Turnover Money 
ATLANTIC GRUPA D.D. HRATGRRRA0003	55.00	0.92% 0.50		24/07/05 16:25:00	514 28,017.50
BANCA TRANSILVANIA SA ROTLVAACNOR1	32.60	-0.15% -0.05		24/07/05 16:59:38	261,976 8,572,779.90
BRD - GROUPE SOCIETE GENE... ROBRDBACNOR2	21.10	0.72% 0.15		24/07/05 16:53:28	98,537 2,072,354.25
ENERGOPROJEKT HOLDING A.D... RSHOLDE58279	-	-% -		- -	- -
FONDUL PROPRIETATEA RON0... ROFPTAACNOR5	0.38	1.99% 0.01		24/07/05 16:59:16	19,901,765 7,583,714.59
HRVATSKI TELEKOM D.D. NPV HRHT00RA0005	30.00	-0.66% -0.20		24/07/05 16:25:00	4,020 120,659.10
KRKA DD NPV SI0031102120	141.00	1.08% 1.50		24/07/05 15:24:49	1,051 147,235.00
NIS A D NOVI SAD RSD500 RSNISHE79420	-	-% -		- -	- -
NOVA LJUBLJANSKA BANKA DD... SI0021117344	129.50	1.57% 2.00		24/07/05 15:24:22	3,140 405,920.00
OMV PETROM S.A. RON0.1 ROSNPPACNOR9	0.7735	-0.32% -0.00		24/07/05 16:59:52	9,365,135 7,257,380.36
PODRAVKA DD EUR30.00 HRPODRRA0004	158.00	0.32% 0.50		24/07/05 16:25:00	225 35,550.00
S.P.E.E.H. HIDROELECTRICA... RO4Q0Z5RO1B6	127.90	0.31% 0.40		24/07/05 16:59:30	29,123 3,715,285.40
SOCIETATEA ENERGETICA ELE... ROELECACNOR5	15.88	1.15% 0.18		24/07/05 16:34:56	317,150 5,031,413.60
SOCIETATEA NATL DE GAZE N... ROSNGNACNOR3	5.94	0.17% 0.01		24/07/05 16:50:29	596,183 3,539,308.50
TELEKOM SLOVENIJE NPV SI0031104290	81.90	0.00% 0.00		19/03/29 14:20:00	- -
TRANSELECTRICA SA RON10 ROTSELACNOR9	46.80	5.41% 2.40		24/07/05 16:41:58	39,529 1,856,318.45
VALAMAR RIVIERA D.D. HRRIVPRA0000	5.10	0.00% 0.00		24/07/05 16:25:00	2,683 13,711.52
ZAGREBACKA BANKA D.D. HRZABARA0009	18.00	0.28% 0.05		24/07/05 16:25:00	1,241 22,321.70
ZAVAROVALNICA TRIGLAV NPV SI0021111651	35.60	-0.28% -0.10		24/07/05 15:24:13	5,585 199,152.50