

AUSTRIA SETX(EUR)

ISIN: **AT0000505276** WKN: -

Overview

2024/06/27 17:45:00

Price

2,149.28 EURDifference  -0.78% (-16.84)

General attributes

ISIN AT0000505276

Symbol -

Country Europe

Instruments in index 19

Type of index -

Security type Index

Market data

Open 2,166.12 EUR

High 2,167.56 EUR

Low 2,147.10 EUR

Close (prev. day) 2,166.12 EUR

Trading volume (m) -







Volume (pcs) -

Top 5

Name 	Price	+ - (%) 	Trend 
VALAMAR RI...	5.08	+1.20	
ZAVAROVALN...	35.20	+1.15	
SOCIETATEA...	15.24	+0.93	
HRVATSKI T...	30.10	+0.67	
PODRAVKA D...	157.50	+0.64	

Intraday 1W 1M 6m 1Y 3Y

Flop 5

Name 	Price	+ - (%) 	Trend 
BANCA TRAN...	31.55	-4.25	
OMV PETROM...	0.754	-1.37	
BRD - GROU...	20.65	-1.20	
FONDUL PRO...	0.3998	-0.79	
NOVA LJUBL...	125.50	-0.40	

Intraday 1W 1M 6m 1Y 3Y











5Y



Information about previous performance does not guarantee future performance.

Source: FactSet

Recent research

on market		
Date	Headline	Download
2024/06/21	 Global Equity Ratings	
2024/06/20	 Bosnia and Herzegovina Growth to remain subdued ...	
2024/06/14	 Global Equity Ratings	
2024/06/06	 North Macedonia Growth still appears under press...	
2024/06/04	 Montenegro Growth to moderate after exceptional ...	

Futures and Options

Related Futures -

Related Options -

Details

2024/06/27 17:45:00

Price

2,149.28 EURDifference  -0.78% (-16.84)

General attributes

ISIN AT0000505276

Symbol -

Country Europe

Security type Index

Instruments in index 19

Market data

Open 2,166.12 EUR

High 2,167.56 EUR

Low 2,147.10 EUR

Close (prev. day) 2,166.12 EUR

Trading volume (m) -

Volume (pcs) -

Performance and Risk

	6m	1Y	3Y
Perf (%)	+17.36%	+34.46%	+47.59%
Perf (abs.)	+317.92	+550.84	+693.04
Beta	-	-	-
Volatility	6.72	7.70	10.65



5Y

Information about previous performance does not guarantee future performance.
Source: FactSet

Price data

Ø price 5 days Ø volume 5 days (pcs.)	2,151.46 EUR (0)
Ø price 30 days Ø volume 30 days (pcs.)	2,129.88 EUR (0)
Ø price 100 days Ø volume 100 days (pcs.)	2,053.48 EUR (0)
Ø price 250 days Ø volume 250 days (pcs.)	1,866.77 EUR (0)
YTD High date	2,179.38 EUR (2024/06/19)
YTD Low date	1,829.92 EUR (2024/01/04)
52 Weeks High date	2,179.38 EUR (2024/06/19)
52 Weeks Low date	1,598.49 EUR (2023/06/28)

Composition

Name  ISIN	Price	Diff %  Diff +/-	Performance 	Date Time	Turnover Pc.  Turnover Money 
ATLANTIC GRUPA D.D. HRATGRRRA0003	54.00	0.00% 0.00		24/06/27 16:25:00	22 1,188.00
BANCA TRANSILVANIA SA ROTLVAACNOR1	31.55	-4.25% -1.40		24/06/27 16:58:00	2,369,439 75,235,772.75
BRD - GROUPE SOCIETE GENE... ROBRDBACNOR2	20.65	-1.20% -0.25		24/06/27 16:59:33	152,056 3,110,551.25
ENERGOPROJEKT HOLDING A.D... RSHOLDE58279	-	-% -		- -	- -
FONDUL PROPRIETATEA RON0... ROFPTAACNOR5	0.3998	-0.79% -0.00		24/06/27 16:56:25	26,714,786 10,698,988.15
HRVATSKI TELEKOM D.D. NPV HRHT00RA0005	30.10	0.67% 0.20		24/06/27 16:25:00	2,935 87,704.40
KRKA DD NPV SI0031102120	137.00	-0.72% -1.00		24/06/27 15:24:44	2,203 303,644.50
NIS A D NOVI SAD RSD500 RSNISHE79420	-	-% -		- -	- -
NOVA LJUBLJANSKA BANKA DD... SI0021117344	125.50	-0.40% -0.50		24/06/27 15:24:39	3,705 464,951.50
OMV PETROM S.A. RON0.1 ROSNPPACNOR9	0.754	-1.37% -0.01		24/06/27 16:59:56	12,810,418 9,722,237.29
PODRAVKA DD EUR30.00 HRPODRRA0004	157.50	0.64% 1.00		24/06/27 16:25:00	211 33,030.00
S.P.E.E.H. HIDROELECTRICA... RO4Q0Z5RO1B6	123.90	0.16% 0.20		24/06/27 16:57:57	69,628 8,617,136.60
SOCIETATEA ENERGETICA ELE... ROELECACNOR5	15.24	0.93% 0.14		24/06/27 16:50:23	32,060 486,628.44
SOCIETATEA NATL DE GAZE N... ROSNGNACNOR3	5.90	0.34% 0.02		24/06/27 16:57:58	440,339 2,572,588.45
TELEKOM SLOVENIJE NPV SI0031104290	81.90	0.00% 0.00		19/03/29 14:20:00	- -
TRANSELECTRICA SA RON10 ROTSELACNOR9	41.35	0.00% 0.00		24/06/27 16:54:21	6,961 287,063.85
VALAMAR RIVIERA D.D. HRRIVPRA0000	5.08	1.20% 0.06		24/06/27 16:25:00	5,772 29,275.92
ZAGREBACKA BANKA D.D. HRZABARA0009	18.10	0.00% 0.00		24/06/27 16:25:00	1,352 24,358.10
ZAVAROVALNICA TRIGLAV NPV SI0021111651	35.20	1.15% 0.40		24/06/27 14:30:08	403 14,263.20