

AUSTRIA SETX(EUR)

ISIN: **AT0000505276** WKN: -

Overview

2024/06/04 17:45:00

Price

2,112.86 EURDifference  0.08% (1.63)

General attributes

ISIN AT0000505276

Symbol -

Country Europe

Instruments in index 19

Type of index -

Security type Index

Market data

Open 2,111.25 EUR

High 2,124.25 EUR

Low 2,111.18 EUR

Close (prev. day) 2,111.23 EUR

Trading volume (m) -














Volume (pcs) -

Top 5

Name 	Price	+ - (%) 	Trend 
SOCIATEA...	5.56	+3.93 	
SOCIATEA...	13.80	+1.47 	
ZAGREBACKA...	17.85	+1.42 	
S.P.E.E.H....	134.70	+1.35 	
HRVATSKI T...	30.40	+1.33 	

Intraday 1W 1M 6m 1Y 3Y

Flop 5

Name 	Price	+ - (%) 	Trend 
NOVA LJUBL...	113.50	-2.58 	
FONDUL PRO...	0.4598	-1.54 	
BANCA TRAN...	31.70	-0.63 	
ZAVAROVALN...	35.20	-0.56 	
PODRAVKA D...	156.50	-0.32 	

Intraday 1W 1M 6m 1Y 3Y

5Y



Information about previous performance does not guarantee future performance.

Source: FactSet

Recent research

on market

Date	Headline	Download 
2024/06/04	 Montenegro Growth to moderate after exceptional ...	
2024/05/29	 Global Equity Ratings	
2024/04/26	 Global Equity Ratings	
2024/04/03	 Global Equity Ratings	
2024/03/26	 Global Strategy 2Q 2024	

Futures and Options

Related Futures -

Related Options -

Details

2024/06/04 17:45:00

Price

2,112.86 EURDifference  0.08% (1.63)

General attributes

ISIN AT0000505276

Symbol -

Country Europe

Security type Index

Instruments in index 19

Market data

Open 2,111.25 EUR

High 2,124.25 EUR

Low 2,111.18 EUR

Close (prev. day) 2,111.23 EUR

Trading volume (m) -

Volume (pcs) -

Performance and Risk

	6m	1Y	3Y
Perf (%)	+18.89%	+34.82%	+46.18%
Perf (abs.)	+335.76	+545.74	+667.49
Beta	-	-	-
Volatility	6.11	7.45	10.67

5Y



Information about previous performance does not guarantee future performance.
Source: FactSet

Price data

Ø price 5 days Ø volume 5 days (pcs.)	2,106.72 EUR (0)
Ø price 30 days Ø volume 30 days (pcs.)	2,082.41 EUR (0)
Ø price 100 days Ø volume 100 days (pcs.)	2,009.01 EUR (0)
Ø price 250 days Ø volume 250 days (pcs.)	1,830.02 EUR (0)
YTD High date	2,131.82 EUR (2024/05/28)
YTD Low date	1,829.92 EUR (2024/01/04)
52 Weeks High date	2,131.82 EUR (2024/05/28)
52 Weeks Low date	1,562.77 EUR (2023/06/14)

Composition

Name  ISIN	Price	Diff %  Diff +/-	Performance 	Date Time	Turnover Pc.  Turnover Money 
ATLANTIC GRUPA D.D. HRATGRRRA0003	56.50	2.73% 1.50		24/06/03 16:25:00	323 18,168.50
BANCA TRANSILVANIA SA ROTLVAACNOR1	31.70	-0.63% -0.20		24/06/04 16:59:03	515,400 16,491,864.55
BRD - GROUPE SOCIETE GENE... ROBRDBACNOR2	19.10	0.53% 0.10		24/06/04 16:58:37	478,059 9,107,337.54
ENERGOPROJEKT HOLDING A.D... RSHOLDE58279	-	-% -		- -	- -
FONDUL PROPRIETATEA RON0... ROFPTAACNOR5	0.4598	-1.54% -0.01		24/06/04 16:55:36	5,240,593 2,417,548.85
HRVATSKI TELEKOM D.D. NPV HRHT00RA0005	30.40	1.33% 0.40		24/06/04 16:25:00	776 23,388.10
KRKA DD NPV SI0031102120	130.00	-0.38% -0.50		24/06/04 15:24:47	2,172 283,296.00
NIS A D NOVI SAD RSD500 RSNISHE79420	-	-% -		- -	- -
NOVA LJUBLJANSKA BANKA DD... SI0021117344	113.50	-2.58% -3.00		24/06/04 15:24:52	7,391 846,201.00
OMV PETROM S.A. RON0.1 ROSNPPACNOR9	0.70	0.14% 0.00		24/06/04 16:54:35	2,644,143 1,852,679.97
PODRAVKA DD EUR30.00 HRPODRRA0004	156.50	-0.32% -0.50		24/06/04 16:25:00	405 63,382.50
S.P.E.E.H. HIDROELECTRICA... RO4Q0Z5RO1B6	134.70	1.35% 1.80		24/06/04 16:50:10	31,577 4,236,853.70
SOCIETATEA ENERGETICA ELE... ROELECACNOR5	13.80	1.47% 0.20		24/06/04 16:54:18	8,312 114,324.50
SOCIETATEA NATL DE GAZE N... ROSNGNACNOR3	5.56	3.93% 0.21		24/06/04 16:55:40	1,265,943 6,946,474.92
TELEKOM SLOVENIJE NPV SI0031104290	81.90	0.00% 0.00		19/03/29 14:20:00	- -
TRANSELECTRICA SA RON10 ROTSELACNOR9	33.20	0.61% 0.20		24/06/04 16:50:11	7,152 236,569.85
VALAMAR RIVIERA D.D. HRRIVPRA0000	5.04	0.00% 0.00		24/06/04 16:25:00	59,136 298,067.00
ZAGREBACKA BANKA D.D. HRZABARA0009	17.85	1.42% 0.25		24/06/04 16:25:00	2,157 38,375.50
ZAVAROVALNICA TRIGLAV NPV SI0021111651	35.20	-0.56% -0.20		24/06/04 15:24:17	5,130 180,135.10