

## AUSTRIA SETX(EUR)

ISIN: AT0000505276 WKN: -

## Overview

2024/05/06 17:45:00

Price

2,068.14 EUR

Difference  0.20% (4.20)

## General attributes

ISIN AT0000505276

Symbol -

Country Europe

Instruments in index 19

Type of index -

Security type Index

## Market data

Open 2,064.24 EUR

High 2,070.02 EUR






Low 2,063.89 EUR

Close (prev. day) 2,063.94 EUR

Trading volume (m) -

Volume (pcs) -

## Top 5

Name 	Price	+ - (%) 	Trend 
OMV PETROM...	0.706	+2.17 	
BANCA TRAN...	28.95	+1.94 	
NOVA LJUBL...	108.50	+1.88 	
ZAGREBACKA...	17.10	+1.18 	
FONDUL PRO...	0.5195	+0.48 	

Intraday 1W 1M 6m 1Y 3Y

## Flop 5

Name 	Price	+ - (%) 	Trend 
ATLANTIC G...	56.00	-1.75 	
SOCIETATEA...	52.20	-0.57 	
TRANSELECT...	29.35	-0.51 	
S.P.E.E.H....	134.60	-0.07 	

Intraday 1W 1M 6m 1Y 3Y

## Futures and Options

Related Futures -

5Y



Information about previous performance does not guarantee future performance.

Source: FactSet

## Recent research

on market

Date	Headline	Download
2024/04/26	 Global Equity Ratings	
2024/04/03	 Global Equity Ratings	
2024/03/26	 Global Strategy 2Q 2024	
2024/03/13	 Global Equity Ratings	
2024/02/22	 Global Equity Ratings	

Related Options

-

## Details

2024/05/06 17:45:00

## Price

**2,068.14** EURDifference  0.20% (4.20)

## General attributes

ISIN AT0000505276

Symbol -

Country Europe

Security type Index

Instruments in index 19

## Market data

Open 2,064.24 EUR

High 2,070.02 EUR

Low 2,063.89 EUR

Close (prev. day) 2,063.94 EUR

Trading volume (m) -

Volume (pcs) -

## Performance and Risk

	6m	1Y	3Y
Perf (%)	+19.38%	+32.03%	+47.66%
Perf (abs.)	+335.69	+501.76	+667.52
Beta	-	-	-
Volatility	6.13	7.39	10.76

5Y



Information about previous performance does not guarantee future performance.  
Source: FactSet

## Price data

Ø price 5 days   Ø volume 5 days (pcs.)	2,059.19 EUR (0)
Ø price 30 days   Ø volume 30 days (pcs.)	2,057.99 EUR (0)
Ø price 100 days   Ø volume 100 days (pcs.)	1,960.49 EUR (0)
Ø price 250 days   Ø volume 250 days (pcs.)	1,785.30 EUR (0)
YTD High   date	2,088.34 EUR (2024/04/08)
YTD Low   date	1,829.92 EUR (2024/01/04)
52 Weeks High   date	2,088.34 EUR (2024/04/08)
52 Weeks Low   date	1,546.26 EUR (2023/05/12)

## Composition

Name  ISIN	Price	Diff %  Diff +/-	Performance 	Date Time	Turnover Pc.  Turnover Money 
ATLANTIC GRUPA D.D. HRATGRRRA0003	56.00	-1.75% -1.00		24/05/06 16:25:00	437 24,671.00
BANCA TRANSILVANIA SA ROTLVAACNOR1	28.95	1.94% 0.55		24/05/02 16:51:22	348,040 10,096,982.95
BRD - GROUPE SOCIETE GENE... ROBRDBACNOR2	20.80	0.00% 0.00		24/05/02 16:58:49	33,951 708,955.90
ENERGOPROJEKT HOLDING A.D... RSHOLDE58279	-	-% -		- -	- -
FONDUL PROPRIETATEA RON0... ROFPTAACNOR5	0.5195	0.48% 0.00		24/05/02 16:59:52	4,386,646 2,286,611.84
HRVATSKI TELEKOM D.D. NPV HRHT00RA0005	30.70	0.00% 0.00		24/05/06 16:25:00	2,411 73,923.30
KRKA DD NPV SI0031102120	126.50	-% -		24/05/06 14:50:05	2,613 330,791.00
NIS A D NOVI SAD RSD500 RSNISHE79420	-	-% -		- -	- -
NOVA LJUBLJANSKA BANKA DD... SI0021117344	108.50	1.88% 2.00		24/05/06 14:34:44	5,571 604,356.50
OMV PETROM S.A. RON0.1 ROSNPPACNOR9	0.706	2.17% 0.02		24/05/02 16:55:33	5,194,141 3,663,371.61
PODRAVKA DD EUR30.00 HRPODRRA0004	157.50	0.32% 0.50		24/05/06 16:25:00	85 13,387.50
S.P.E.E.H. HIDROELECTRICA... RO4Q0Z5RO1B6	134.60	-0.07% -0.10		24/05/02 16:54:47	32,671 4,393,863.50
SOCIETATEA ENERGETICA ELE... ROELECACNOR5	13.38	0.45% 0.06		24/05/02 16:50:32	15,857 211,509.16
SOCIETATEA NATL DE GAZE N... ROSNGNACNOR3	52.20	-0.57% -0.30		24/05/02 16:57:47	28,328 1,480,534.50
TELEKOM SLOVENIJE NPV SI0031104290	81.90	0.00% 0.00		19/03/29 14:20:00	- -
TRANSELECTRICA SA RON10 ROTSELACNOR9	29.35	-0.51% -0.15		24/05/02 16:50:32	10,549 309,522.65
VALAMAR RIVIERA D.D. HRRIVPRA0000	5.08	0.00% 0.00		24/05/06 16:25:00	6,512 33,027.70
ZAGREBACKA BANKA D.D. HRZABARA0009	17.10	1.18% 0.20		24/05/06 16:25:00	5,859 99,441.65
ZAVAROVALNICA TRIGLAV NPV SI0021111651	34.50	0.00% 0.00		24/05/06 11:39:35	573 19,756.10