

AUSTRIA SETX(EUR)

ISIN: **AT0000505276** WKN: -

Overview

2024/04/25 10:12:37

Price

2,051.23 EURDifference  0.59% (12.01)

General attributes

ISIN	AT0000505276
Symbol	-
Country	Europe
Instruments in index	19
Type of index	-
Security type	Index

Market data





Open	2,039.14 EUR
High	2,055.96 EUR
Low	2,039.14 EUR
Close (prev. day)	2,039.22 EUR
Trading volume (m)	-
Volume (pcs)	-

Top 5

Name 	Price	+ - (%) 	Trend 
ZAVAROVALN...	34.50	+1.77 	
BRD - GROU...	20.85	+1.46 	
SOCIETATEA...	13.20	+0.92 	
BANCA TRAN...	28.65	+0.70 	
SOCIETATEA...	52.30	+0.58 	

Intraday 1W 1M 6m 1Y 3Y

Flop 5

Name 	Price	+ - (%) 	Trend 
NOVA LJUBL...	104.50	-0.48 	

Intraday 1W 1M 6m 1Y 3Y

Futures and Options

Related Futures	-
Related Options	-

5Y



Information about previous performance does not guarantee future performance.

Source: FactSet

Recent research

on market

Date	Headline	Download
2024/04/03	 Global Equity Ratings	
2024/03/26	 Global Strategy 2Q 2024	
2024/03/13	 Global Equity Ratings	
2024/02/22	 Global Equity Ratings	
2024/02/14	 Global Equity Ratings	

Details

2024/04/25 10:12:37

Price

2,051.23 EURDifference  0.59% (12.01)

General attributes

ISIN AT0000505276

Symbol -

Country Europe

Security type Index

Instruments in index 19

Market data

Open 2,039.14 EUR

High 2,055.96 EUR

Low 2,039.14 EUR

Close (prev. day) 2,039.22 EUR

Trading volume (m) -

Volume (pcs) -

Performance and Risk

	6m	1Y	3Y
Perf (%)	+20.14%	+28.87%	+48.35%
Perf (abs.)	+341.90	+456.80	+664.66
Beta	-	-	-
Volatility	6.38	7.42	10.75

2,000.00

1,800.00

1,600.00

1,400.00

1,200.00

1,000.00

2020

2021

2022

2023

2024

5Y



Information about previous performance does not guarantee future performance.

Source: FactSet

Price data

Ø price 5 days Ø volume 5 days (pcs.)	2,039.76 EUR (0)
Ø price 30 days Ø volume 30 days (pcs.)	2,052.41 EUR (0)
Ø price 100 days Ø volume 100 days (pcs.)	1,940.67 EUR (0)
Ø price 250 days Ø volume 250 days (pcs.)	1,770.41 EUR (0)
YTD High date	2,088.34 EUR (2024/04/08)
YTD Low date	1,829.92 EUR (2024/01/04)
52 Weeks High date	2,088.34 EUR (2024/04/08)
52 Weeks Low date	1,546.26 EUR (2023/05/12)

Composition

Name  ISIN	Price	Diff %  Diff +/-	Performance 	Date Time	Turnover Pc.  Turnover Money 
ATLANTIC GRUPA D.D. HRATGRR0003	55.50	0.00% 0.00		24/04/25 09:31:44	5 277.50
BANCA TRANSILVANIA SA ROTLVAACNOR1	28.65	0.70% 0.20		24/04/25 10:11:29	31,097 890,261.90
BRD - GROUPE SOCIETE GENE... ROBRDBACNOR2	20.85	1.46% 0.30		24/04/25 10:01:55	18,119 378,545.05
ENERGOPROJEKT HOLDING A.D... RSHOLDE58279	-	-% -		- -	- -
FONDUL PROPRIETATEA RON0... ROFPTAACNOR5	0.525	0.29% 0.00		24/04/25 10:12:23	370,468 194,234.93
HRVATSKI TELEKOM D.D. NPV HRHT00RA0005	30.60	0.33% 0.10		24/04/25 10:12:18	2,501 76,530.60
KRKA DD NPV SI0031102120	127.00	2.01% 2.50		24/04/25 10:03:46	1,626 205,923.50
NIS A D NOVI SAD RSD500 RSNISHE79420	-	-% -		- -	- -
NOVA LJUBLJANSKA BANKA DD... SI0021117344	104.50	-0.48% -0.50		24/04/25 09:49:59	455 47,547.50
OMV PETROM S.A. RON0.1 ROSNPPACNOR9	0.6905	0.07% 0.00		24/04/25 10:12:37	1,494,771 1,031,978.40
PODRAVKA DD EUR30.00 HRPODRRA0004	153.50	-0.65% -1.00		24/04/24 16:25:00	45 6,907.50
S.P.E.E.H. HIDROELECTRICA... RO4Q0Z5RO1B6	133.30	0.30% 0.40		24/04/25 10:11:03	4,185 556,828.70
SOCIETATEA ENERGETICA ELE... ROELECACNOR5	13.20	0.92% 0.12		24/04/25 10:12:31	288,455 3,796,283.44
SOCIETATEA NATL DE GAZE N... ROSNGNACNOR3	52.30	0.58% 0.30		24/04/25 10:09:47	3,020 157,991.60
TELEKOM SLOVENIJE NPV SI0031104290	81.90	0.00% 0.00		19/03/29 14:20:00	- -
TRANSELECTRICA SA RON10 ROTSELACNOR9	29.45	0.51% 0.15		24/04/25 10:01:44	1,129 33,219.70
VALAMAR RIVIERA D.D. HRRIVPRA0000	5.22	0.38% 0.02		24/04/24 16:25:00	17,837 92,939.04
ZAGREBACKA BANKA D.D. HRZABARA0009	16.70	0.00% 0.00		24/04/25 10:12:19	758 12,658.60
ZAVAROVALNICA TRIGLAV NPV SI0021111651	34.50	1.77% 0.60		24/04/25 09:14:47	50 1,725.00