

AUSTRIA SETX(EUR)

ISIN: **AT0000505276** WKN: -

Overview

2024/04/16 17:45:00

Price

2,039.98 EURDifference  -0.36% (-7.42)

General attributes

ISIN AT0000505276

Symbol -

Country Europe

Instruments in index 19

Type of index -

Security type Index

Market data

Open 2,047.63 EUR

High 2,050.99 EUR

Low 2,026.80 EUR

Close (prev. day) 2,047.40 EUR

Trading volume (m) -

Volume (pcs) -

Top 5

Name  Price +/- (%)  TrendPODRAVKA D... 158.50 +0.96 

Intraday 1W 1M 6m 1Y 3Y

Flop 5

Name  Price +/- (%)  TrendZAGREBACKA... 17.40 -5.43 ATLANTIC G... 56.50 -2.59 SOCIETATEA... 13.00 -1.52 ZAVAROVALN... 34.70 -1.42 BRD - GROU... 20.15 -1.23 

Intraday 1W 1M 6m 1Y 3Y

Futures and Options

Related Futures -

Related Options -

5Y

2,000.00

1,800.00

1,600.00

1,400.00

1,200.00

1,000.00

2020

2021

2022

2023











2024

Information about previous performance does not guarantee future performance.

Source: FactSet

Recent research

on market

Date	Headline	Download
2024/04/03	 Global Equity Ratings	
2024/03/26	 Global Strategy 2Q 2024	
2024/03/13	 Global Equity Ratings	
2024/02/22	 Global Equity Ratings	
2024/02/14	 Global Equity Ratings	

Details

2024/04/16 17:45:00

Price

2,039.98 EURDifference  -0.36% (-7.42)

General attributes

ISIN AT0000505276

Symbol -

Country Europe

Security type Index

Instruments in index 19

Market data

Open 2,047.63 EUR

High 2,050.99 EUR

Low 2,026.80 EUR

Close (prev. day) 2,047.40 EUR

Trading volume (m) -

Volume (pcs) -

Performance and Risk

	6m	1Y	3Y
Perf (%)	+20.00%	+29.63%	+49.42%
Perf (abs.)	+340.05	+466.23	+674.71
Beta	-	-	-
Volatility	6.54	7.47	10.77



Information about previous performance does not guarantee future performance.
Source: FactSet

Price data

Ø price 5 days Ø volume 5 days (pcs.)	2,052.03 EUR (0)
Ø price 30 days Ø volume 30 days (pcs.)	2,040.89 EUR (0)
Ø price 100 days Ø volume 100 days (pcs.)	1,923.62 EUR (0)
Ø price 250 days Ø volume 250 days (pcs.)	1,758.75 EUR (0)
YTD High date	2,088.34 EUR (2024/04/08)
YTD Low date	1,829.92 EUR (2024/01/04)
52 Weeks High date	2,088.34 EUR (2024/04/08)
52 Weeks Low date	1,546.26 EUR (2023/05/12)

Composition

Name  ISIN	Price	Diff %  Diff +/-	Performance 	Date Time	Turnover Pc.  Turnover Money 
ATLANTIC GRUPA D.D. HRATGRRRA0003	56.50	-2.59% -1.50		24/04/16 16:25:00	29 1,638.50
BANCA TRANSILVANIA SA ROTLVAACNOR1	28.45	0.00% 0.00		24/04/16 16:59:04	313,039 8,895,021.75
BRD - GROUPE SOCIETE GENE... ROBRDBACNOR2	20.15	-1.23% -0.25		24/04/16 16:58:31	124,472 2,509,103.05
ENERGOPROJEKT HOLDING A.D... RSHOLDE58279	-	-% -		- -	- -
FONDUL PROPRIETATEA RON0... ROFPTAACNOR5	0.515	-0.19% -0.00		24/04/16 16:56:00	1,392,620 716,064.02
HRVATSKI TELEKOM D.D. NPV HRHT00RA0005	30.50	0.00% 0.00		24/04/16 16:25:00	2,216 67,675.90
KRKA DD NPV SI0031102120	124.00	0.40% 0.50		24/04/16 15:05:12	4,907 601,943.50
NIS A D NOVI SAD RSD500 RSNISHE79420	-	-% -		- -	- -
NOVA LJUBLJANSKA BANKA DD... SI0021117344	103.50	-0.96% -1.00		24/04/16 15:24:48	3,850 397,865.00
OMV PETROM S.A. RON0.1 ROSNPPACNOR9	0.679	-0.88% -0.01		24/04/16 16:50:14	5,411,467 3,677,509.00
PODRAVKA DD EUR30.00 HRPODRRA0004	158.50	0.96% 1.50		24/04/16 16:25:00	92 14,466.00
S.P.E.E.H. HIDROELECTRICA... RO4Q0Z5RO1B6	131.80	-0.15% -0.20		24/04/16 16:50:11	478,484 63,141,792.50
SOCIETATEA ENERGETICA ELE... ROELECACNOR5	13.00	-1.52% -0.20		24/04/16 16:57:29	56,732 738,170.72
SOCIETATEA NATL DE GAZE N... ROSNGNACNOR3	51.70	-0.19% -0.10		24/04/16 16:50:16	35,190 1,827,864.00
TELEKOM SLOVENIJE NPV SI0031104290	81.90	0.00% 0.00		19/03/29 14:20:00	- -
TRANSELECTRICA SA RON10 ROTSELACNOR9	29.00	-0.34% -0.10		24/04/16 16:43:01	9,130 264,949.05
VALAMAR RIVIERA D.D. HRRIVPRA0000	5.18	-0.38% -0.02		24/04/16 16:25:00	50,914 263,765.04
ZAGREBACKA BANKA D.D. HRZABARA0009	17.40	-5.43% -1.00		24/04/16 16:25:00	6,955 121,054.50
ZAVAROVALNICA TRIGLAV NPV SI0021111651	34.70	-1.42% -0.50		24/04/16 15:10:22	2,295 79,906.80