

## COLLEGIUM PHARMACEUTICAL INC COM USD0.001

ISIN: **US19459J1043** WKN: **19459J104**

## Overview

2024/07/18 08:13:04

Price

29.20 EUR

Difference  0.00% (0.00)

## General attributes

ISIN	US19459J1043
Symbol	COLL
Exchange	Frankfurt
Currency	EUR
Sector	-
Security type	Stock
Market cap (m)	955 EUR
Benchmark	S&P 500

## Market data

Bid (Bid size)	29.20 EUR (200)
Ask (Ask size)	29.60 EUR (200)
Open	29.20 EUR
High	29.20 EUR
Low	29.20 EUR
Close (prev. day)	29.20 EUR
VWAP	29.40 EUR
Volume (pcs)	0
Trading volume	0.00
Number of trades	1
Last size	0

## Futures and Options






Related Futures	-
Related Options	-

5Y



Information about previous performance does not guarantee future performance.  
Source: FactSet

## Recent research

on market		
Date	Headline	Download
2024/07/12	 Global Equity Ratings	
2024/07/08	 Akciové trhy - denní zpráva	
2024/07/03	 Global Strategy 3Q 2024	
2024/06/21	 Global Equity Ratings	
2024/05/29	 Global Equity Ratings	

## Details

2024/07/18 08:13:04

## Price

29.20 EUR

Difference ➔ 0.00% (0.00)

## General attributes

ISIN	US19459J1043
Symbol	COLL
Exchange	Frankfurt
Currency	EUR
Sector	-
Security type	Stock
Market cap (m)	955 EUR
Benchmark	S&P 500

## Market data

Bid (Bid size)	29.20 EUR (200)
Ask (Ask size)	29.60 EUR (200)
Open	29.20 EUR
High	29.20 EUR
Low	29.20 EUR
Close (prev. day)	29.20 EUR
VWAP	29.40 EUR
Volume (pcs)	0
Trading volume	0.00
Number of trades	1
Last size	0

## Performance and Risk

	6m	1Y	3Y
Perf (%)	-1.35%	+52.08%	+48.22%
Perf (abs.)	-0.40	+10.00	+9.50
Beta	0.77	0.57	0.63
Volatility	41.76	38.20	44.27

5Y



Information about previous performance does not guarantee future performance.  
Source: FactSet

## Price data

Ø price 5 days   Ø volume 5 days (pcs.)	29.04 EUR (0)
Ø price 30 days   Ø volume 30 days (pcs.)	29.59 EUR (2)
Ø price 100 days   Ø volume 100 days (pcs.)	32.32 EUR (3)
Ø price 250 days   Ø volume 250 days (pcs.)	27.52 EUR (3)
YTD High   date	38.00 EUR (2024/03/28)
YTD Low   date	27.80 EUR (2024/01/02)
52 Weeks High   date	38.00 EUR (2024/03/28)
52 Weeks Low   date	19.00 EUR (2023/07/18)

## Arbitrage views

Exchange	Date	Time	Price	Trading volume (mio.)	Number of trades
Tradegate	2024/07/17	22:26	29.20 EUR	0.00	1
Stuttgart	2024/07/18	08:00	28.80 EUR	0.00	1
Nasdaq	2024/07/17	22:00	31.94 USD	17.05	7,455
Munich	2024/07/18	08:07	29.20 EUR	0.00	1
Frankfurt	2024/07/18	08:13	29.20 EUR	0.00	1
Duesseldorf	2024/07/18	08:11	28.80 EUR	0.00	1
Berlin	2024/07/18	08:13	29.00 EUR	0.00	1

## Company profile

### Company Logo



### Company Profile

-

### Contact Details

COLLEGIUM PHARMACEUTICAL INC

--

----

Telefon: -

Fax: -

E-mail: -