


CHINA CONSTRUCTION BANK CORP HONG KONG

ISIN: CNE1000002H1 WKN: -


Overview

2024/04/29 17:29:23		
Price	0.6494 USD	
Difference		8.98% (0.05)

General attributes	
ISIN	CNE1000002H1
Symbol	939
Exchange	FINRA other OTC Issues
Currency	USD
Sector	Financial
Security type	Stock
Market cap (m)	146,924 EUR
Benchmark	MSCI WORLD INDEX (STRD, UHD)

Market data	
Bid (Bid size)	-
Ask (Ask size)	-
Open	0.6494 USD
High	0.6494 USD
Low	0.6494 USD
Close (prev. day)	0.5959 USD
VWAP	0.64942 USD
Volume (pcs)	9,938
Trading volume	6,389.86
Number of trades	2
Last size	5,938

Futures and Options	
Related Futures	-
Related Options	-


PDF Downloads	
Company report: CHINA CONSTRUCTION BANK CORP HONG KONG	



Information about previous performance does not guarantee future performance.
Source: FactSet

Recent research			
on instrument		on sector	
Date		Headline	Download
2024/04/26		Global Equity Ratings	
2024/04/03		Global Equity Ratings	
2024/03/13		Global Equity Ratings	
2024/02/22		Global Equity Ratings	
2024/02/14		Global Equity Ratings	

Details

2024/04/29 17:29:23		
Price	0.6494 USD	
Difference		8.98% (0.05)

General attributes		
ISIN	CNE1000002H1	
Symbol	939	
Exchange	FINRA other OTC Issues	
Currency	USD	
Sector	Financial	
Security type	Stock	
Market cap (m)	146,924 EUR	
Benchmark	MSCI WORLD INDEX (STRD, UHD)	

Market data		
Bid (Bid size)	-	
Ask (Ask size)	-	
Open	0.6494 USD	
High	0.6494 USD	
Low	0.6494 USD	
Close (prev. day)	0.5959 USD	
VWAP	0.64942 USD	
Volume (pcs)	9,938	
Trading volume	6,389.86	
Number of trades	2	
Last size	5,938	

Performance and Risk			
	6m	1Y	3Y
Perf (%)	-	-	-
Perf (abs.)	-	-	-
Beta	0.31	0.58	0.20
Volatility	55.72	44.58	40.24



Information about previous performance does not guarantee future performance.
Source: FactSet

Price data	
Ø price 5 days Ø volume 5 days (pcs.)	0.6180 USD (2,771)
Ø price 30 days Ø volume 30 days (pcs.)	0.6254 USD (8,499)
Ø price 100 days Ø volume 100 days (pcs.)	0.5993 USD (33,843)
Ø price 250 days Ø volume 250 days (pcs.)	0.5876 USD (36,190)
YTD High date	0.6661 USD (2024/04/23)
YTD Low date	0.5357 USD (2024/01/18)
52 Weeks High date	0.7167 USD (2023/05/08)
52 Weeks Low date	0.5000 USD (2023/08/22)

All listings for CHINA CONSTRUCTION BANK CORP HONG KONG					
Exchange 	Date	Time	Price	Trading volume (mio.)	Number of trades
Vienna Stock Exchange	2024/04/30	17:32	0.598 EUR	0.00	2
Tradegate	2024/04/30	22:26	0.5943 EUR	0.01	4
Stuttgart	2024/04/30	11:41	0.5839 EUR	0.00	7
Munich	2024/04/30	08:03	0.5982 EUR	0.00	1
Hong Kong Stock	2024/04/30	10:08	5.10 HKD	-	-

Exchange	30					
Hanover	2024/04/30	08:44	0.5961	EUR	0.00	3
Hamburg	2024/04/30	08:11	0.5961	EUR	0.00	3
Frankfurt	2024/04/30	21:28	0.613	EUR	0.01	3
FINRA other OTC Issues	2024/04/29	17:29	0.6494	USD	0.01	2
Duesseldorf	2024/04/30	19:30	0.5787	EUR	0.00	7
Berlin	2024/04/30	08:08	0.5958	EUR	0.00	2

Company profile

Company Logo



Contact Details

CHINA CONSTRUCTION BANK CORP.

--

No. 25 Financial Street, Xicheng District -
100033 Beijing

Telefon: +86-10-6621-5533

Fax: +86-10-6621-8888

E-mail: ir@ccb.com

PDF Downloads

Company report: CHINA
CONSTRUCTION BANK CORP HONG
KONG

Company Profile

China Construction Bank Corp. engages in the provision of corporate and personal banking services. It operates through the following business segments: Corporate Banking, Personal Banking, Treasury Business, and Others. The Corporate Banking segment provides a range of financial products and services to corporations, government agencies, and financial institutions, which comprises of corporate loans, trade financing, deposit taking, and wealth management services, agency services, financial consulting, and advisory services, cash management services, remittance and settlement services, custody services, and guarantee services. The Personal Banking segment includes personal loans, deposit taking and wealth management services, card business, remittance services, and agency services to individual customers. The Treasury segment represents inter-bank money market transactions, repurchase and resale transactions, investments in debt securities, and trade of derivatives and foreign currency. The Others segment refers to equity investments and revenues, results, assets and liabilities of overseas branches and subsidiaries. The company was founded in October 1954 and is headquartered in Beijing, China.

Members of Management Board

Bing Wang	Member of Executive Committee
Changmiao Hu	Member of Executive Committee
Jinliang Zhang	Member of Executive Committee
Liurong Sheng	Member of Executive Committee
Min Li	Member of Executive Committee
Panshi Jin	Member of Executive Committee
Yong Cui	Member of Executive Committee
Yun Li	Member of Executive Committee
Zhihong Ji	Member of Executive Committee

Board of directors

Jin Liang Zhang	Chairman of Supervisory Board
Hong Lin	Member of Supervisory Board
Kam Chung Leung	Member of Supervisory Board
Sheng Lin Ben	Member of Supervisory Board
Xi Jun Zhao	Member of Supervisory Board
Yang Xia	Member of Supervisory Board
Zhi Hong Ji	Member of Supervisory Board
James Sassoon	Member of Supervisory Board
Bo Tian	Member of Supervisory Board
Fang Liu	Member of Supervisory Board
Graeme Wheeler	Member of Supervisory Board
Huan Liu	Member of Supervisory Board
Jun Liu	Member of Supervisory Board
Kenneth Chung	Member of Supervisory Board
Lu Li	Member of Supervisory Board
Michel Madelain	Member of Supervisory Board
Min Shao	Member of Supervisory Board
William Coen	Member of Supervisory Board

