

## CHINA CONSTRUCTION BANK CORP HONG KONG

ISIN: CNE100002H1 WKN: -

## Overview

2023/03/27 18:40:22

Price  
0.6317 USDDifference  -1.46% (-0.01)

## General attributes

ISIN	CNE100002H1
Symbol	939
Exchange	FINRA other OTC Issues
Currency	USD
Sector	Financial
Security type	Stock
Market cap (m)	144,085 EUR
Benchmark	MSCI WORLD INDEX (STRD, UHD)

## Market data

Bid (Bid size)	-
Ask (Ask size)	-
Open	0.631 USD
High	0.6317 USD
Low	0.631 USD
Close (prev. day)	0.6411 USD
VWAP	0.631398 USD
Volume (pcs)	550
Trading volume	347.27
Number of trades	2
Last size	300

## Futures and Options

Related Futures	-
Related Options	-

## PDF Downloads

Company report: CHINA  
CONSTRUCTION BANK CORP HONG  
KONG 

5Y













Information about previous performance does not guarantee future performance.  
Source: FactSet

## Recent research

on instrument

on sector

Date		Headline	Download
2023/03/28		Global Equity Ratings	
2023/03/16		Global Equity Ratings	
2023/03/10		Global Equity Ratings	
2023/02/27		Global Equity Ratings	
2023/02/07		Global Equity Ratings	

## Details

2023/03/27 18:40:22

Price  
0.6317 USDDifference ▼ -1.46% (-0.01)

## General attributes

ISIN	CNE1000002H1
Symbol	939
Exchange	FINRA other OTC Issues
Currency	USD
Sector	Financial
Security type	Stock
Market cap (m)	144,085 EUR
Benchmark	MSCI WORLD INDEX (STRD, UHD)

## Market data

Bid (Bid size)	-
Ask (Ask size)	-
Open	0.631 USD
High	0.6317 USD
Low	0.631 USD
Close (prev. day)	0.6411 USD
VWAP	0.631398 USD
Volume (pcs)	550
Trading volume	347.27
Number of trades	2
Last size	300

## Performance and Risk

	6m	1Y	3Y
Perf (%)	+8.92%	-15.77%	-17.96%
Perf (abs.)	+0.05	-0.12	-0.14
Beta	0.10	0.14	0.23
Volatility	31.14	37.50	45.23

5Y



Information about previous performance does not guarantee future performance.  
Source: FactSet

## Price data

Ø price 5 days   Ø volume 5 days (pcs.)	0.6414 USD (46,690)
Ø price 30 days   Ø volume 30 days (pcs.)	0.4060 USD (225,116)
Ø price 100 days   Ø volume 100 days (pcs.)	0.4407 USD (122,281)
Ø price 250 days   Ø volume 250 days (pcs.)	0.5008 USD (120,982)
YTD High   date	0.6687 USD (2023/01/20)
YTD Low   date	0.6137 USD (2023/02/27)
52 Weeks High   date	0.7752 USD (2022/04/08)
52 Weeks Low   date	0.5402 USD (2022/11/03)

## All listings for CHINA CONSTRUCTION BANK CORP HONG KONG

Exchange	Date	Time	Price	Trading volume (mio.)	Number of trades
Vienna Stock Exchange	2023/03/29	09:05	0.598 EUR	0.00	1
Tradegate	2023/03/29	09:02	0.6079 EUR	0.00	1
Stuttgart	2023/03/29	10:34	0.5942 EUR	0.00	2
Munich	2023/03/29	08:02	0.5901 EUR	0.00	1
Hong Kong Stock	2023/03/29	10:08	5.10 HKD	-	-

Exchange	29						
Hanover	2023/03/29	09:11	0.5872	EUR	0.00		1
Hamburg	2023/03/29	09:11	0.5872	EUR	0.00		1
Frankfurt	2023/03/29	08:20	0.5866	EUR	0.00		1
FINRA other OTC Issues	2023/03/27	18:40	0.6317	USD	0.00		2
Duesseldorf	2023/03/29	10:30	0.5883	EUR	0.00		4
Berlin	2023/03/29	08:08	0.5901	EUR	0.00		1

## Company profile

### Company Logo



### Contact Details

CHINA CONSTRUCTION BANK CORP.

--

No. 25 Financial Street, Xicheng District -  
100033 Beijing

Telefon: +86-10-6621-5533

Fax: +86-10-6621-8888

E-mail: ir@ccb.com

### PDF Downloads

Company report: CHINA  
CONSTRUCTION BANK CORP HONG  
KONG 

### Company Profile

China Construction Bank Corp. engages in the provision of corporate and personal banking services. It operates through the following business segments: Corporate Banking, Personal Banking, Treasury Business, and Others. The Corporate Banking segment provides a range of financial products and services to corporations, government agencies, and financial institutions, which comprises of corporate loans, trade financing, deposit taking, and wealth management services, agency services, financial consulting, and advisory services, cash management services, remittance and settlement services, custody services, and guarantee services. The Personal Banking segment includes personal loans, deposit taking and wealth management services, card business, remittance services, and agency services to individual customers. The Treasury segment represents inter-bank money market transactions, repurchase and resale transactions, investments in debt securities, and trade of derivatives and foreign currency. The Others segment refers to equity investments and revenues, results, assets and liabilities of overseas branches and subsidiaries. The company was founded in October 1954 and is headquartered in Beijing, China.

### Members of Management Board

Cheng Yuanguo	Member of Executive Committee
Hu Changmiao	Member of Executive Committee
Ji Zhihong	Member of Executive Committee
Jin Panshi	Member of Executive Committee
Wang Hao	Member of Executive Committee
Wang Jiang	Member of Executive Committee
Zhang Min	Member of Executive Committee

### Board of directors

Yong Qing Wang	Chairman of Supervisory Board
Guo Li Tian	Chairman of Supervisory Board
Hong Lin	Member of Supervisory Board
Jin Liang Zhang	Member of Supervisory Board
Kam Chung Leung	Member of Supervisory Board
Malcolm McCarthy	Member of Supervisory Board
Sheng Lin Ben	Member of Supervisory Board
Xi Jun Zhao	Member of Supervisory Board
Yang Xia	Member of Supervisory Board
Zhihong Ji	Member of Supervisory Board
Bo Tian	Member of Supervisory Board
Fang Liu	Member of Supervisory Board
Graeme Wheeler	Member of Supervisory Board
Huan Liu	Member of Supervisory Board
Jian Dong Xu	Member of Supervisory Board
Jun Liu	Member of Supervisory Board
Kenneth Chung	Member of Supervisory Board
Lu Li	Member of Supervisory Board

	Board
Michel Madelain	Member of Supervisory Board
Min Shao	Member of Supervisory Board
William Coen	Member of Supervisory Board
Yi Wang	Member of Supervisory Board
Yong Cui	Member of Supervisory Board
Zhang Qi	Member of Supervisory Board