

SPIN MASTER CORP.

ISIN: CA8485101031 WKN: -

Overview

2024/05/10 08:18:14

Price

19.10 EUR

Difference  -1.55% (-0.30)

General attributes

ISIN CA8485101031

Symbol TOY

Exchange Frankfurt

Currency EUR

Sector Media / Entertainment /
Recreation

Security type Stock

Market cap (m) 698 EUR

Benchmark S&P/TSX 60 INDEX

Market data

Bid (Bid size) -

Ask (Ask size) -

Open 19.10 EUR

High 19.10 EUR

Low 19.10 EUR

Close (prev. day) 19.40 EUR

VWAP 20.20 EUR

Volume (pcs) 0

Trading volume 0.00

Number of trades 2

Last size 0

Futures and Options

Related Futures -

Related Options -

5Y













Information about previous performance does not guarantee future performance.

Source: FactSet

Recent research

on sector

Date	Headline	Download
2024/04/26	 Global Equity Ratings	
2024/04/03	 Global Equity Ratings	
2024/03/13	 Global Equity Ratings	
2024/02/22	 Global Equity Ratings	
2024/02/14	 Global Equity Ratings	

Details

2024/05/10 08:18:14

Price

19.10 EUR

Difference ▼ -1.55% (-0.30)

General attributes

ISIN	CA8485101031
Symbol	TOY
Exchange	Frankfurt
Currency	EUR
Sector	Media / Entertainment / Recreation
Security type	Stock
Market cap (m)	698 EUR
Benchmark	S&P/TSX 60 INDEX

Market data

Bid (Bid size)	-
Ask (Ask size)	-
Open	19.10 EUR
High	19.10 EUR
Low	19.10 EUR
Close (prev. day)	19.40 EUR
VWAP	20.20 EUR
Volume (pcs)	0
Trading volume	0.00
Number of trades	2
Last size	0

Performance and Risk

	6m	1Y	3Y
Perf (%)	-14.73%	-22.98%	-33.68%
Perf (abs.)	-3.30	-5.70	-9.70
Beta	0.81	0.80	1.04
Volatility	27.37	30.74	39.17

5Y



Information about previous performance does not guarantee future performance.
Source: FactSet

Price data

Ø price 5 days Ø volume 5 days (pcs.)	19.70 EUR (0)
Ø price 30 days Ø volume 30 days (pcs.)	21.30 EUR (13)
Ø price 100 days Ø volume 100 days (pcs.)	22.27 EUR (5)
Ø price 250 days Ø volume 250 days (pcs.)	23.00 EUR (2)
YTD High date	24.00 EUR (2024/01/25)
YTD Low date	19.10 EUR (2024/05/10)
52 Weeks High date	25.60 EUR (2023/10/12)
52 Weeks Low date	19.10 EUR (2024/05/10)

All listings for SPIN MASTER CORP.

Exchange	Date	Time	Price	Trading volume (mio.)	Number of trades
Tradegate	2024/05/10	22:26	19.90 EUR	0.00	1
Toronto Stock Exchange	2024/05/10	22:00	29.28 CAD	3.74	969
Stuttgart	2024/05/10	15:08	19.60 EUR	0.00	6
Munich	2024/05/10	08:03	19.80 EUR	0.00	2
Frankfurt	2024/05/10	08:18	19.10 EUR	0.00	2

	10						
FINRA other OTC Issues	2024/05/09	15:31	21.09	USD	0.00		1
Duesseldorf	2024/05/10	19:32	19.70	EUR	0.00		5

Company profile

Company Logo



Company Profile

-

Contact Details

SPIN MASTER

--

Telefon: -

Fax: -

E-mail: -