

RELX PLC

ISIN: GB00B2B0DG97

WKN: B2B0DG9

Overview

2024/06/25 21:57:46

Price

45.70 USD

Difference  -3.25% (-1.54)

General attributes

ISIN GB00B2B0DG97

Symbol REL

Exchange FINRA other OTC Issues

Currency USD

Sector Media / Entertainment / Recreation

Security type Stock

Market cap (m) 79,587 EUR

Benchmark FTSE 100

Market data

Bid (Bid size) -

Ask (Ask size) -

Open 46.35 USD

High 47.349 USD

Low 45.00 USD

Close (prev. day) 47.236 USD

VWAP 45.839729 USD

Volume (pcs) 2,553

Trading volume 117,271.61

Number of trades 21

Last size 284

Futures and Options

Related Futures 30

Related Options -

PDF Downloads

Company report: RELX PLC



5Y













Information about previous performance does not guarantee future performance.

Source: FactSet

Recent research

on sector

Date		Headline	Download
2024/06/21		Global Equity Ratings	
2024/06/14		Global Equity Ratings	
2024/05/29		Global Equity Ratings	
2024/04/26		Global Equity Ratings	
2024/04/03		Global Equity Ratings	

Details

2024/06/25 21:57:46

Price

45.70 USD

Difference ▼ -3.25% (-1.54)

General attributes

ISIN GB00B2B0DG97

Symbol REL

Exchange FINRA other OTC Issues

Currency USD

Sector Media / Entertainment / Recreation

Security type Stock

Market cap (m) 79,587 EUR

Benchmark FTSE 100

Market data

Bid (Bid size) -

Ask (Ask size) -

Open 46.35 USD

High 47.349 USD

Low 45.00 USD

Close (prev. day) 47.236 USD

VWAP 45.839729 USD

Volume (pcs) 2,553

Trading volume 117,271.61

Number of trades 21

Last size 284

Performance and Risk

	6m	1Y	3Y
Perf (%)	+20.58%	+36.95%	+69.26%
Perf (abs.)	+7.80	+12.33	+18.70
Beta	0.74	0.66	0.65
Volatility	50.43	45.60	34.56

5Y



Information about previous performance does not guarantee future performance.

Source: FactSet

Price data

Ø price 5 days Ø volume 5 days (pcs.)	46.75 USD (2,655)
Ø price 30 days Ø volume 30 days (pcs.)	44.80 USD (4,057)
Ø price 100 days Ø volume 100 days (pcs.)	43.28 USD (5,234)
Ø price 250 days Ø volume 250 days (pcs.)	38.81 USD (8,223)
YTD High date	47.35 USD (2024/06/25)
YTD Low date	35.70 USD (2024/04/03)
52 Weeks High date	47.35 USD (2024/06/25)
52 Weeks Low date	30.40 USD (2023/08/21)

All listings for RELX PLC

Exchange 📍	Date	Time	Price	Trading volume (mio.)	Number of trades
Xetra	2024/06/26	11:38	42.90 EUR	0.07	4
Tradegate	2024/06/26	11:02	43.02 EUR	0.03	9
Stuttgart	2024/06/26	11:08	42.96 EUR	0.00	8
Munich	2024/06/26	08:05	43.04 EUR	0.00	1
London Stock	2024/06/26	14:12	3,603.00 GBp	1,642.20	1,640

Exchange	26					
Hanover	2024/06/26	08:00	43.00 EUR	0.00		1
Hamburg	2024/06/26	08:00	43.00 EUR	0.00		1
Frankfurt	2024/06/26	10:06	43.78 EUR	0.08		2
FINRA other OTC Issues	2024/06/25	21:57	45.70 USD	0.12		21
Euronext Amsterdam	2024/06/26	14:11	42.70 EUR	7.98		625
Duesseldorf	2024/06/26	12:31	42.72 EUR	0.00		3
Berlin	2024/06/26	08:05	43.04 EUR	0.00		1

Company profile

Company Logo



Contact Details

RELX PLC

--

1-3 Strand - WC2N 5JR London

Telefon: +44-20-7166-5500

Fax: +

E-mail: london@relx.com

PDF Downloads

Company report: RELX PLC



Company Profile

RELX Plc engages in provision of information and analytics solutions for professional and business customers across industries. It operates through the following business segments: Scientific, Technical & Medical; Risk & Business Analytics; Legal; and Exhibitions. The Scientific, Technical & Medical segment is a global information analytics business that helps institutions and professionals advance healthcare, open science, and improve performance for the benefit of humanity. The Risk & Business Analytics segment provides customers with solutions and decision tools that combine public and industry specific content with advanced technology and analytics to assist them in evaluating and predicting risk and enhancing operational efficiency. The Legal segment is a global provider of legal, regulatory and business information and analytics that helps customers increase productivity, improve decision-making and outcomes and advance the rule of law around the world. The Exhibitions segment is an event business, enhancing the effect of face-to-face through data and digital tools. The company was founded by Albert Edward Reed in 1903 and is headquartered in London, the United Kingdom.

Members of Management Board

Erik Engstrom	Chairman of Managing Board
Nicholas Luff	Member of Executive Committee

Board of directors

Paul Walker	Chairman of Supervisory Board
Alistair Cox	Member of Supervisory Board
Andrew Sukawaty	Member of Supervisory Board
Charlotte Hogg	Member of Supervisory Board
June Yee Felix	Member of Supervisory Board
Nicholas Luff	Member of Supervisory Board
Robert MacLeod	Member of Supervisory Board
Suzanne Wood	Member of Supervisory Board