

FLOW TRADERS N.V.

ISIN: **BMG3602E1084** WKN: -

Overview

2024/12/11 17:35:32

5Y

Price

21.08 EUR

Difference  -0.09% (-0.02)

General attributes

ISIN BMG3602E1084

Symbol FLOW

Exchange Euronext Amsterdam

Currency EUR

Sector Financial

Security type Stock

Market cap (m) 963 EUR

Benchmark AMSTERDAM EXCHANGES INDEX

Market data

Bid (Bid size) - (502)

Ask (Ask size) 20.36 (58)

Open 21.02 EUR

High 21.20 EUR

Low 21.02 EUR

Close (prev. day) 21.10 EUR

VWAP 21.08552 EUR

Volume (pcs) 86,495

Trading volume 1,823,350.00

Number of trades 562

Last size 615

Futures and Options









Related Futures -

Related Options -



Information about previous performance does not guarantee future performance.
Source: FactSet

Recent research

on sector		on market	
Date		Headline	Download
2024/12/11		Akciové trhy - denní zpráva	
2024/12/10		Akciové trhy - denní zpráva	
2024/12/09		Akciové trhy - denní zpráva	
2024/12/06		Akciové trhy - denní zpráva	
2024/12/05		Akciové trhy - denní zpráva	

Details

2024/12/11 17:35:32

Price

21.08 EUR

Difference ▼ -0.09% (-0.02)

General attributes

ISIN	BMG3602E1084
Symbol	FLOW
Exchange	Euronext Amsterdam
Currency	EUR
Sector	Financial
Security type	Stock
Market cap (m)	963 EUR
Benchmark	AMSTERDAM EXCHANGES INDEX

Market data

Bid (Bid size)	- (502)
Ask (Ask size)	20.36 (58)
Open	21.02 EUR
High	21.20 EUR
Low	21.02 EUR
Close (prev. day)	21.10 EUR
VWAP	21.08552 EUR
Volume (pcs)	86,495
Trading volume	1,823,350.00
Number of trades	562
Last size	615

Performance and Risk

	6m	1Y	3Y
Perf (%)	+8.05%	+21.15%	-32.99%
Perf (abs.)	+1.57	+3.68	-10.38
Beta	-0.43	-0.08	0.12
Volatility	42.54	35.59	31.66

5Y



Information about previous performance does not guarantee future performance.
Source: FactSet

Price data

Ø price 5 days Ø volume 5 days (pcs.)	21.22 EUR (79,173)
Ø price 30 days Ø volume 30 days (pcs.)	21.23 EUR (157,328)
Ø price 100 days Ø volume 100 days (pcs.)	19.36 EUR (197,969)
Ø price 250 days Ø volume 250 days (pcs.)	18.73 EUR (184,596)
YTD High date	22.14 EUR (2024/10/21)
YTD Low date	14.71 EUR (2024/07/29)
52 Weeks High date	22.14 EUR (2024/10/21)
52 Weeks Low date	14.71 EUR (2024/07/29)

All listings for FLOW TRADERS N.V.

Exchange	Date	Time	Price	Trading volume (mio.)	Number of trades
Tradegate	2024/12/11	22:26	21.16 EUR	0.06	17
Stuttgart	2024/12/12	08:05	21.02 EUR	0.00	1
Munich	2024/12/12	08:07	21.16 EUR	0.00	1
Frankfurt	2024/12/12	08:07	21.06 EUR	0.00	2
FINRA other OTC	2024/12/12	20:29	22.10 USD	0.02	1

Issues	10						
Euronext Amsterdam	2024/12/11	17:35	21.08	EUR	1.82		562
Duesseldorf	2024/12/12	08:12	21.10	EUR	0.00		1
Berlin	2024/12/12	08:08	21.14	EUR	0.00		1

Company profile

Company Logo



Contact Details

FLOW TRADERS NV

--

Telefon: -

Fax: -

E-mail: -

Company Profile

-

Board of directors

Rudolf Ferscha Chairman of Supervisory Board

Ilonka Jankovich Member of Supervisory Board

Jan van Kuijk Member of Supervisory Board

Linda Hovius Member of Supervisory Board

Olivier Bisselier Member of Supervisory Board

Roger Hodenius Member of Supervisory Board