

BOVESPA INDEX

ISIN: BRIBOVINDM18 WKN: -

Overview

2024/10/18 22:22:00

Price

130,499.26

BRL

Difference ▲ -0.22% (-294.15)

General attributes

| | |
|----------------------|--------------|
| ISIN | BRIBOVINDM18 |
| Symbol | - |
| Country | Brazil |
| Instruments in index | 86 |
| Type of index | - |
| Security type | Index |

Market data

| | |
|--------------------|----------------|
| Open | 130,793.49 BRL |
| High | 131,724.66 BRL |
| Low | 130,121.08 BRL |
| Close (prev. day) | 130,793.41 BRL |
| Trading volume (m) | 574,877,000 |
| Volume (pcs) | 10,140,095,224 |

Top 5

| Name | Price | + - (%) | Trend |
|---------------|-------|---------|-------|
| AZUL SA PR... | 5.93 | +19.80 | ▲ |
| BANCO BRAD... | 15.32 | +7.44 | ▲ |
| JBS SA COM... | 34.71 | +4.99 | ▲ |
| NATURA & C... | 14.89 | +4.49 | ▲ |
| CIA BRASIL... | 3.17 | +4.28 | ▲ |

Intraday 1W 1M 6m 1Y 3Y

Flop 5

| Name | Price | + - (%) | Trend |
|---------------|-------|---------|-------|
| SENDAS DIS... | 7.09 | -19.43 | ▼ |
| MAGAZINE L... | 9.40 | -18.97 | ▼ |
| MINERVA SA... | 5.62 | -18.67 | ▼ |
| AZZAS 2154... | 40.39 | -16.45 | ▼ |
| IRB BRASIL... | 41.65 | -12.02 | ▼ |

Intraday 1W 1M 6m 1Y 3Y

5Y



Information about previous performance does not guarantee future performance.

Source: FactSet

Recent research

on market

| Date | Headline | Download |
|------------|-------------------------|----------|
| 2024/10/08 | Global Strategy 4Q 2024 | Download |
| 2024/09/27 | Global Equity Ratings | Download |
| 2024/09/11 | Global Equity Ratings | Download |
| 2024/09/05 | Global Equity Ratings | Download |
| 2024/08/12 | Global Equity Ratings | Download |

Futures and Options

Related Futures 4

Related Options -

Details

2024/10/18 22:22:00

Price

130,499.26 BRLDifference 📉 -0.22% (-294.15)

General attributes

ISIN BRIBOVINDM18

Symbol -

Country Brazil

Security type Index

Instruments in index 86

Market data

Open 130,793.49 BRL

High 131,724.66 BRL

Low 130,121.08 BRL

Close (prev. day) 130,793.41 BRL

Trading volume (m) 574,877,000

Volume (pcs) 10,140,095,224

Performance and Risk

| | 6m | 1Y | 3Y |
|-------------|-----------|------------|------------|
| Perf (%) | +5.08% | +14.41% | +14.04% |
| Perf (abs.) | +6,303.08 | +16,439.62 | +16,071.08 |
| Beta | - | - | - |
| Volatility | 11.44 | 12.54 | 17.85 |

5Y



Information about previous performance does not guarantee future performance.

Source: FactSet

Price data

| | |
|---|------------------------------|
| Ø price 5 days Ø volume 5 days (pcs.) | 131,018.18 BRL (600,858,860) |
| Ø price 30 days Ø volume 30 days (pcs.) | 132,364.24 BRL (644,219,317) |
| Ø price 100 days Ø volume 100 days (pcs.) | 129,170.36 BRL (629,535,939) |
| Ø price 250 days Ø volume 250 days (pcs.) | 127,741.16 BRL (742,472,748) |
| YTD High date | 137,469.26 BRL (2024/08/28) |
| YTD Low date | 118,685.10 BRL (2024/06/17) |
| 52 Weeks High date | 137,469.26 BRL (2024/08/28) |
| 52 Weeks Low date | 112,098.12 BRL (2023/10/31) |

Composition







| Name  ISIN | Price | Diff %  Diff +/- | Performance  | Date Time | Turnover Pc.  Turnover Money  |
|--|-------|--|--|----------------------|--|
| ALLOS S.A COM NPV BRALOSACNOR5 | 22.38 | -1.60% -0.36 | | 24/10/18 22:07:34 | 4,734,200 106,251,406.00 |
| ALPARGATAS SA PRF NPV BRALPAACNPR7 | 6.94 | -6.22% -0.46 | | 24/10/18 22:07:56 | 2,066,300 14,295,473.00 |
| AMBEV SA COM NPV BRABEVACNOR1 | 12.88 | 0.16% 0.02 | | 24/10/18 22:07:41 | 19,412,000 249,520,718.00 |
| ATACADAO SA COM NPV BRCRFBACNOR2 | 6.98 | -4.25% -0.31 | | 24/10/18 22:07:56 | 9,679,800 68,702,921.00 |
| AZUL SA PRF NPV BRAZULACNPR4 | 5.93 | 19.80% 0.98 |  | 24/10/18 22:07:50 | 17,013,500 102,201,346.00 |
| AZZAS 2154 S.A. COM NPV BRAZZAACNOR9 | 40.39 | -16.45% -7.95 | | 24/10/18 22:07:30 | 1,495,700 60,736,954.00 |
| B3 SA BRB3SAACNOR6 | 10.65 | -11.52% -1.39 | | 24/10/18 22:07:47 | 30,974,600 330,624,024.00 |
| BANCO BRADESCO SA COM NPV BRBBDCACNOR1 | 13.34 | 0.38% 0.05 | | 24/10/18 22:07:40 | 6,044,100 80,350,414.00 |
| BANCO BRADESCO SA PRF NPV BRBBDCACNPR8 | 15.32 | 7.44% 1.06 |  | 24/10/18 22:07:59 | 39,814,000 607,760,784.00 |
| BANCO BTG PACTUAL SA UNIT... BRBPACUNT006 | 33.13 | -5.07% -1.77 | | 24/10/18 22:07:56 | 11,638,000 384,578,811.00 |
| BANCO DO BRASIL SA BRBBASACNOR3 | 26.69 | -6.09% -1.73 | | 24/10/18 22:07:30 | 15,733,700 420,243,493.00 |
| BANCO SANTANDER (BRAZIL) ... BRSANBCDAM13 | 28.64 | -0.30% -0.09 | | 24/10/18 22:07:46 | 2,029,300 57,798,056.00 |
| BB SEGURIDADE PARTICIPACO... BRBBSEACNOR5 | 33.82 | -6.55% -2.37 | | 24/10/18 22:07:41 | 5,070,600 171,658,707.00 |
| BRADESPAR S.APREF. BRBRAPACNPR2 | 18.98 | -0.47% -0.09 | | 24/10/18 22:07:59 | 2,323,600 44,367,182.00 |
| BRASKEM SA BRBRKMACNPA4 | 18.14 | -0.71% -0.13 | | 24/10/18 22:07:58 | 1,836,600 33,482,554.00 |
| BRAVA ENERGIA S.A. COMMON... BRBRAVACNOR3 | 16.95 | -6.87% -1.25 | | 24/10/18 22:07:58 | 4,968,400 85,428,745.00 |
| BRF SA BRBRFSACNOR8 | 24.35 | -1.30% -0.32 | | 24/10/18 22:07:47 | 9,099,400 221,426,131.00 |
| CCR SA BRCCROACNOR2 | 12.20 | -7.08% -0.93 | | 24/10/18 22:07:35 | 6,977,800 84,762,279.00 |
| CENTRAIS ELETR 'B' BRELETACNPB7 | 42.11 | -8.44% -3.88 | | 24/10/18 22:07:45 | 1,613,900 67,833,715.00 |
| CENTRAIS ELETR BRAS SA - ... BRELETACNOR6 | 37.77 | -9.03% -3.75 | | 24/10/18 22:13:34 | 34,565,100 1,307,717,705.00 |
| CIA BRASILEIRA DISTR(PAO ... BRPCARACNOR3 | 3.17 | 4.28% 0.13 |  | 24/10/18 22:07:30 | 8,892,100 28,384,616.00 |
| CIA DE TRANSMISSAO DE ENE... BRTRPLACNPR1 | 24.46 | -0.97% -0.24 | | 24/10/18 22:07:34 | 1,021,000 24,967,228.00 |
| CIA ENERGETIC MINAS GERAL... BRMIGACNPR3 | 11.04 | -4.84% -0.56 | | 24/10/18 22:12:00 | 18,486,700 203,958,385.00 |
| CIA PARANAENSE DE ENERGIA... BRCPLEACNPB9 | 9.90 | -7.30% -0.78 | | 24/10/18 22:10:00 | 31,880,500 314,263,265.00 |
| CIA SANEAMENTO BASICO DE ... BRSBSPACNOR5 | 91.09 | -1.62% -1.50 | | 24/10/18 22:07:52 | 10,506,300 964,073,492.00 |

| | | | | | |
|--|-------|------------------|---|----------------------|------------------------------|
| CIA SIDERURGICA NACIONAL BRCSNAACNOR6 | 11.67 | -1.93% -0.23 | | 24/10/18 22:07:41 | 8,036,100 94,535,965.00 |
| CIELO SA COM NPV BRCIELACNOR3 | 5.83 | 0.00% 0.00 | | 24/08/26 22:06:00 | 3,880,800 22,595,845.00 |
| COGNA EDUCACAO SA COM NPV BRCOGNACNOR2 | 1.35 | -8.16% -0.12 | | 24/10/18 22:07:31 | 23,484,800 31,881,748.00 |
| COSAN SA COM NPV BRCSANACNOR6 | 11.81 | -9.43% -1.23 | | 24/10/18 22:07:58 | 11,388,700 134,885,115.00 |
| CPFL ENERGIA SA COM NPV BRCPFACNOR0 | 32.60 | -4.12% -1.40 | | 24/10/18 22:07:42 | 1,494,200 48,742,046.00 |
| CSN MINERACAO S.A COM NPV BRCMINACNOR2 | 5.93 | -3.47% -0.21 | | 24/10/18 22:07:47 | 6,827,900 40,681,349.00 |
| CVC BRASIL OPERADORA AGEN... BRVCBACNOR1 | 1.86 | -10.58% -0.22 | | 24/10/18 22:07:41 | 11,117,100 20,492,621.00 |
| CYRELA BRAZIL REALTY SA E... BRCYREACNOR7 | 21.66 | -2.78% -0.62 | | 24/10/18 22:07:57 | 7,565,600 164,671,904.00 |
| DEXCO SA BRDXCOACNOR8 | 8.07 | -0.25% -0.02 | | 24/10/18 22:07:59 | 10,034,900 80,198,916.00 |
| EMBRAER SA BREMBRACNOR4 | 47.98 | -7.61% -3.95 | | 24/10/18 22:07:55 | 3,618,500 174,481,621.00 |
| ENERGISA SA UNITS (1 COM ... BRENGICDAM16 | 43.55 | -9.85% -4.76 | | 24/10/18 22:07:40 | 4,614,500 199,651,374.00 |
| ENEVA SA COM NPV BRENEVACNOR8 | 14.42 | 2.05% 0.29 | █ | 24/10/18 22:07:42 | 6,462,200 92,731,953.00 |
| ENGIE BRASIL ENERGIA SA C... BREGIEACNOR9 | 41.39 | -6.19% -2.73 | | 24/10/18 22:07:35 | 1,604,000 66,266,893.00 |
| EQUATORIAL ENERGIA SA COM... BREQTLACNOR0 | 32.48 | -0.64% -0.21 | | 24/10/18 22:12:00 | 14,805,500 480,945,553.00 |
| EZ TEC EMPREENDIMENTOS PA... BREZTCACNOR0 | 13.93 | -5.50% -0.81 | | 24/10/18 22:07:57 | 1,713,700 23,947,969.00 |
| FLEURY SA COM NPV BRFLRYACNOR5 | 14.92 | -10.50% -1.75 | | 24/10/18 22:07:57 | 2,793,600 41,592,170.00 |
| GERDAU SA PRF NPV BRGGBRACNPR8 | 18.40 | -2.13% -0.40 | | 24/10/18 22:07:57 | 13,594,500 250,514,724.00 |
| HAPVIDA PARTICIPACOES INV... BRHAPVACNOR4 | 3.76 | 1.08% 0.04 | █ | 24/10/18 22:07:58 | 54,606,000 205,463,427.00 |
| HYPERA S.A. BRHYPEACNOR0 | 25.67 | -11.09% -3.20 | | 24/10/18 22:07:51 | 5,937,500 151,805,278.00 |
| IGUATEMI S.A. UNITS(1 COM... BRIGTICDAM16 | 21.26 | -4.79% -1.07 | | 24/10/18 22:07:51 | 2,232,600 47,363,781.00 |
| IRB BRASIL RESSEGUROS SA ... BRIRBRACNOR4 | 41.65 | -12.02% -5.69 | | 24/10/18 22:07:41 | 675,600 28,207,190.00 |
| ITAU UNIBANCO HOLD BRITUBACNPR1 | 35.28 | -2.39% -0.86 | | 24/10/18 22:07:43 | 15,579,600 548,218,036.00 |
| ITAUSA SA PREF. SHS BRITSAACNPR7 | 10.61 | -3.55% -0.39 | | 24/10/18 22:07:49 | 20,835,200 220,650,281.00 |
| JBS SA COM NPV BRJBSSACNOR8 | 34.71 | 4.99% 1.65 | █ | 24/10/18 22:07:35 | 5,858,600 202,364,729.00 |
| KLABIN SA UNITS (1 COM & ... BRKLBNCNAM18 | 20.71 | 0.88% 0.18 | █ | 24/10/18 22:07:30 | 6,169,300 127,315,033.00 |
| LOCALIZA RENT A CAR SA CO... BRRENTACNOR4 | 42.25 | -3.49% -1.53 | | 24/10/18 22:07:51 | 6,448,200 271,785,562.00 |
| LOJAS RENNER SA COM NPV BRLRENACNOR1 | 18.40 | -1.96% -0.37 | | 24/10/18 22:07:42 | 18,766,900 348,431,748.00 |
| LWSA S/A COM NPV | 4.50 | -0.88% | | 24/10/18 | 8,238,500 |

BOVESPA INDEX

| | | | | | |
|--|-------|---------|--|----------------------|--------------------------------|
| BRLWSAACNOR8 | | -0.04 | | 22:07:51 | 36,787,332.00 |
| MAGAZINE LUIZA SA COM NPV BRMGLUACNOR2 | 9.40 | -18.97% | | 24/10/18 22:07:51 | 24,023,900 229,302,188.00 |
| MARFRIG GLOBAL FOODS SA BRMRFGACNOR0 | 14.55 | 0.90% | | 24/10/18 22:07:38 | 12,068,600 174,167,670.00 |
| METALURGICA GERDAU SA PRF... BRGOAUACNPR8 | 10.32 | -4.18% | | 24/10/18 22:07:35 | 8,090,800 83,613,292.00 |
| MINERVA SA COM NPV BRBEEFACNOR6 | 5.62 | -18.67% | | 24/10/18 22:07:33 | 14,862,700 83,032,828.00 |
| MRV ENGENHARIA E PARTICIP... BRMRVEACNOR2 | 7.22 | -10.09% | | 24/10/18 22:07:48 | 15,344,700 110,901,393.00 |
| MULTIPLAN EMPREENDIMENTOS... BRMULTACNOR5 | 25.93 | -5.78% | | 24/10/18 22:07:56 | 2,858,800 74,296,616.00 |
| NATURA & CO HOLDING S.A. BRNTCOACNOR5 | 14.89 | 4.49% | | 24/10/18 22:07:53 | 7,883,000 116,909,027.00 |
| PET CENTER COMERCIO E PAR... BRPETZACNOR2 | 4.94 | 4.00% | | 24/10/18 22:07:39 | 4,372,900 21,603,739.00 |
| PETROLEO BRASILEIRO SA BRPETRACNPR6 | 36.83 | 0.35% | | 24/10/18 22:07:47 | 31,813,000 1,166,799,930.00 |
| PETROLEO BRASILEIRO SA PE... BRPETRACNOR9 | 40.37 | 0.00% | | 24/10/18 22:07:34 | 5,801,900 233,730,156.00 |
| PETRORECONCAVO S.A COM NP... BRRECVACNOR3 | 17.10 | -10.19% | | 24/10/18 22:07:33 | 2,060,400 35,479,518.00 |
| PRIO S.A. COM NPV BRPRIOACNOR1 | 42.18 | -2.61% | | 24/10/18 22:07:48 | 7,408,400 314,276,973.00 |
| RAIA DROGASIL SA COM NPV BRRADLACNOR0 | 25.16 | -5.29% | | 24/10/18 22:07:49 | 6,756,500 168,798,039.00 |
| RAIZEN SA PRF NPV BRRAIACNPR6 | 2.91 | -5.83% | | 24/10/18 22:07:43 | 7,065,000 20,697,524.00 |
| REDE D OR SAO LUIZ SA COM... BRRDORACNOR8 | 29.94 | -0.50% | | 24/10/18 22:07:39 | 3,782,600 112,987,862.00 |
| RUMO SA COM NPV BRRAILACNOR9 | 19.19 | -9.31% | | 24/10/18 22:07:57 | 16,259,500 311,676,440.00 |
| SAO MARTINHO SA COM NPV BRSMTOACNOR3 | 25.78 | -1.60% | | 24/10/18 22:07:57 | 881,400 22,835,615.00 |
| SENDAS DISTRIBUIDORA S.A.... BRASAIACNOR0 | 7.09 | -19.43% | | 24/10/18 22:07:38 | 25,483,700 180,964,038.00 |
| SLC AGRICOLA SA COM NPV BRSLCEACNOR2 | 17.05 | -0.93% | | 24/10/18 22:07:45 | 1,578,900 27,022,323.00 |
| SOMA - GRUPO DE MODA SOMA... BRSOMAACNOR3 | 5.94 | -% | | 24/07/31 22:07:59 | 16,781,700 99,716,529.00 |
| SUZANO SA COM NPV BRSUZBACNOR0 | 55.77 | 2.73% | | 24/10/18 22:07:45 | 5,156,700 286,230,640.00 |
| TELEFONICA BRASIL SA COM ... BRVIVTACNOR0 | 54.81 | -0.07% | | 24/10/18 22:07:46 | 1,960,800 107,102,719.00 |
| TIM S.A. COM NPV BRTIMSACNOR5 | 17.64 | 0.51% | | 24/10/18 22:07:48 | 5,408,100 94,931,383.00 |
| TOTVS SA COM NPV BRTOTSACNOR8 | 28.54 | -5.43% | | 24/10/18 22:07:33 | 4,197,900 119,941,177.00 |
| TRANSMISSORA ALIANCA DE E... BRTAECDAM10 | 34.90 | -0.74% | | 24/10/18 22:07:43 | 1,518,700 52,721,178.00 |
| ULTRAPAR PARTICIPACOES SA BRUGPAACNOR8 | 20.80 | -0.43% | | 24/10/18 22:07:36 | 4,833,300 100,881,921.00 |
| USINAS SID MINAS GERAIS U... BRUSIMACNPA6 | 6.12 | 0.82% | | 24/10/18 22:07:43 | 14,618,700 90,299,563.00 |

BOVESPA INDEX

| | | | | | |
|--|-------|-----------------|---|----------------------|--------------------------------|
| VALE S.A. COM NPV BRVALEACNOR0 | 60.55 | 3.50% 2.05 |  | 24/10/18 22:07:58 | 21,362,400 1,297,476,148.00 |
| VAMOS LOC DE CAMINHOES E ... BRVAMOACNOR7 | 5.81 | 0.52% 0.03 |  | 24/10/18 22:07:48 | 9,452,700 54,289,331.00 |
| VIBRA ENERGIA S.A. COM NP... BRVBBRACNOR1 | 22.61 | -9.67% -2.42 |  | 24/10/18 22:07:44 | 6,810,100 154,784,275.00 |
| VIVARA PARTICIPACOES SA C... BRVIVAACNOR0 | 26.16 | -3.15% -0.85 |  | 24/10/18 22:07:51 | 2,369,500 62,416,988.00 |
| WEG SA BRWEGEACNOR0 | 55.22 | 3.09% 1.66 |  | 24/10/18 22:07:53 | 5,425,400 300,242,394.00 |
| YDUQS PARTICIPACOES SA CO... BRYDUQACNOR3 | 10.24 | -6.14% -0.67 |  | 24/10/18 22:07:47 | 3,229,700 33,060,709.00 |