

ERSTE STOCK COMMODITIES VT

Commodity stocks of developed markets

ISIN: AT0000A1E119

Overview

2024/04/26

NAV

4,836.5700

Difference



0.00% (0.06)

General attributes

Fund type Equity Funds

Investment company Erste Asset Management GmbH

Currency CZK

Type VT

Begin of subscription period -

Inception 2006/07/17

Licenced in AT,CZ

Duration of fund open end

Distribution 06/01

Total assets 57,599,989.77 EUR

Fiscal year 03/01 - 02/29

Initial charge 3.00%

Management fee 1.80%

Ongoing charges 2.08%

Minimum investment According to offer

Account number -

Recommended holding period At least 6 years

Investor experience -

Investor tolerance 4 (scale 1-7)

since inception



The chart shows the current fund share unit price (NAV) of the nominal value of an investment company proclaimed on that working day. Performances under 12 month have only little informative value. Information about previous performance does not guarantee future performance.

Source: Česká spořitelna, a. s.

Advantages

Broadly diversified investment in commodity companies with little capital investment. Active stock selection based on fundamental criteria. Opportunities for capital appreciation. The fund is suitable as an addition to an existing equity portfolio and is intended for long-term capital appreciation.

Details you should be aware of

The price of the funds can fluctuate greatly (high volatility). The investor mainly bears the risk of the commodity sector as well as the issuer risk of the participating companies. Due to the investment in foreign currencies, the net asset value in Euro can fluctuate due to changes in the exchange rate. Loss of capital is possible. Risks that may be significant for the fund are in particular: credit and counterparty risk, liquidity risk, custody risk, derivative risk and operational risk. Comprehensive information on the risks of the fund can be found in the prospectus or the information for investors pursuant to § 21 AIFMG, section II, "Risk

Performance goal and investment strategy

The ERSTE STOCK COMMODITIES invests worldwide primarily in companies in the commodities sector. The fund's investment process is based on fundamental business analysis. As part of the investment strategy, a balanced portfolio from the sectors raw materials and energy as well as a stronger weighting in companies from developed markets is striven for. A hedge against foreign currency risks is generally not provided, but is possible.

Performance (2024/03/28)

Period	YTD	6m	1Y	3Y	5Y	10Y	since inc.
			(% p a)	(% p a)	(% p a)	(% p a)	(% p a)
Perf	10.50	-	23.71	10.97	8.94	-	3.99

Annual performance in % (-)

Period	2019	2020	2021	2022	2023
Perf	20.20	-4.41	36.31	16.01	6.15

Statistical figures (2024/03/28)

Sharpe Ratio	-
Volatility in %	15.48

Minimum & maximum performance in % p.a. (2024/03/28)

1Y	73.16	
	-49.66	
3Y	27.50	
	-13.68	
5Y	11.29	
	-9.17	
10Y	6.69	
	-3.06	

Top holdings (2024/03/28)

ISIN	Name	Currency	%FA
-	Exxon Mobil Corp.	-	5.90
-	Linde plc	-	4.13
-	Shell PLC	-	3.87
-	Reliance Industries Ltd.	-	3.09
-	TotalEnergies SE	-	2.93
-	Sherwin-Williams Co.	-	2.84
-	Shin-Etsu Chemical Co. Ltd.	-	2.64
-	Diamondback Energy Inc.	-	2.59
-	Air Liquide-SA Ét.Expl.P.G.Cl.	-	2.29
-	Imperial Oil Ltd.	-	2.15











Holdings by country (2024/03/28)

	46.84 %	United States of America
	10.12 %	Canada
	7.42 %	United Kingdom
	7.09 %	France
	6.57 %	Japan
	4.29 %	China
	3.12 %	India
	2.84 %	Australia
	2.50 %	Switzerland
	1.93 %	Peru

Holdings by currency (2024/03/28)

	50.42 %	USD
	12.23 %	EUR
	10.06 %	CAD
	6.50 %	JPY
	5.40 %	GBP
	3.09 %	INR
	3.04 %	HKD
	2.78 %	AUD
	2.49 %	CHF
	1.20 %	BRL

Percentage holdings by sector (2024/03/28)

	21.83 %	Integrated Oil & Gas
	12.05 %	Oil & Gas Exploration & Production
	10.28 %	Specialty Chemicals
	8.49 %	Oil & Gas Refining & Marketing
	7.20 %	Industrial Gases
	5.60 %	Construction Materials
	5.33 %	Oil & Gas Storage & Transportation
	5.14 %	Steel
	4.11 %	Gold
	3.74 %	Diversified Metals & Mining

Disclaimer

The full names of the open-ended mutual funds and complete product information are provided in the statutes (prospectuses) of the funds. The information stated herein is of the nature of a promotional message. The information stated in this message is not an investment recommendation or investment advice since it does not take into account the specific situation of specific investors. The value of the financial instruments may rise and fall, while there is no guarantee of a return on the originally invested amount. Past performance is no guarantee of the same performance in a future period. A visitor to this website may be outside the target market of the financial instruments stated herein. We recommend that you consult your specific investment plan with an expert advisor who will verify that the planned investment will be commensurate with your knowledge and experience, that it will be in accordance with your needs, characteristics and goals, financial circumstances or relation to risk, and will familiarise you with all possible risks of a specific investment opportunity.