

IBEX MEDIUM CAP

ISIN: **ES0SI0000013** WKN: -

Overview

2024/07/11 17:35:21

Price

14,483.10 EURDifference  0.72% (103.10)

General attributes

ISIN ES0SI0000013

Symbol -

Country Spain

Instruments in index 20

Type of index -

Security type Index

Market data

Open 14,441.70 EUR

High 14,516.00 EUR

Low 14,360.10 EUR

Close (prev. day) 14,380.00 EUR

Trading volume (m) -

Volume (pcs) -

Top 5

Name 	Price	+ - (%) 	Trend 
VIDRALA SA...	95.30	+2.47	
GESTAMP AU...	2.80	+1.63	
GLOBAL DOM...	3.22	+1.42	
ALMIRALL S...	9.63	+1.37	
PHARMA MAR...	38.88	+1.14	

Intraday 1W 1M 6m 1Y 3Y

Flop 5

Name 	Price	+ - (%) 	Trend 
EBRO FOODS...	15.32	-0.52	
TALGO SA E...	4.00	-0.50	
ENCE ENERG...	3.346	-0.42	
ATRESMEDIA...	4.59	-0.33	
LINEA DIRE...	1.132	-0.18	

Intraday 1W 1M 6m 1Y 3Y

5Y













Information about previous performance does not guarantee future performance.

Source: FactSet

Recent research

on market

Date	Headline	Download
2024/07/10	 Credit Markets Weekly	
2024/07/09	 Political environment weighs on outlook	
2024/07/05	 Week Ahead	
2024/07/03	 Global Strategy 3Q 2024	
2024/07/03	 Credit Markets Weekly	

Futures and Options

Related Futures -

Related Options -

Details

2024/07/11 17:35:21

Price

14,483.10 EURDifference  0.72% (103.10)

General attributes

ISIN ES0SI0000013

Symbol -

Country Spain

Security type Index

Instruments in index 20

Market data

Open 14,441.70 EUR

High 14,516.00 EUR

Low 14,360.10 EUR

Close (prev. day) 14,380.00 EUR

Trading volume (m) -

Volume (pcs) -

Performance and Risk

	6m	1Y	3Y
Perf (%)	+9.17%	+8.48%	+4.27%
Perf (abs.)	+1,216.30	+1,131.70	+592.70
Beta	-	-	-
Volatility	10.78	10.47	13.10



5Y

Information about previous performance does not guarantee future performance.

Source: FactSet

Price data

Ø price 5 days Ø volume 5 days (pcs.)	14,437.84 EUR (0)
Ø price 30 days Ø volume 30 days (pcs.)	14,761.15 EUR (0)
Ø price 100 days Ø volume 100 days (pcs.)	13,979.05 EUR (0)
Ø price 250 days Ø volume 250 days (pcs.)	13,526.08 EUR (0)
YTD High date	15,219.00 EUR (2024/06/06)
YTD Low date	12,942.50 EUR (2024/03/20)
52 Weeks High date	15,219.00 EUR (2024/06/06)
52 Weeks Low date	12,354.00 EUR (2023/10/27)

Composition

Name  ISIN	Price	Diff %  Diff +/-	Performance 	Date Time	Turnover Pc.  Turnover Money 
ALMIRALL SA ES0157097017	9.63	1.37% 0.13		24/07/11 17:35:18	68,994 661,757.11
ATRESMEDIA CORPORACION DE... ES0109427734	4.59	-0.33% -0.02		24/07/11 17:35:18	314,509 1,430,163.37
CIE AUTOMOTIVE SA ES0105630315	26.15	0.97% 0.25		24/07/11 17:35:18	27,576 719,524.80
CONSTRUCCIONES & AUXILIAR... ES0121975009	35.70	0.99% 0.35		24/07/11 17:35:18	18,586 661,203.15
EBRO FOODS SA ES0112501012	15.32	-0.52% -0.08		24/07/11 17:35:18	31,828 487,117.50
EDREAMS ODIGEO EUR0.10 LU1048328220	6.90	0.73% 0.05		24/07/11 17:35:18	51,608 355,570.17
ELECNOR SA EUR0.1 ES0129743318	19.52	0.62% 0.12		24/07/11 17:35:18	20,610 399,799.86
ENCE ENERGIA Y CELULOSA S... ES0130625512	3.346	-0.42% -0.01		24/07/11 17:35:18	304,756 1,021,440.39
FAES FARMA SA EUR0.1(REGD... ES0134950F36	3.50	0.29% 0.01		24/07/11 17:35:18	448,560 1,568,958.04
GESTAMP AUTOMOCION SA ES0105223004	2.80	1.63% 0.05		24/07/11 17:35:18	420,275 1,171,029.15
GLOBAL DOMINION ACCESS SA ES0105130001	3.22	1.42% 0.05		24/07/11 17:35:18	50,239 161,067.28
LAR ESPANA REAL ESTATE SO... ES0105015012	6.99	0.58% 0.04		24/07/11 17:35:18	45,659 318,924.72
LINEA DIRECTA ASEGURADORA... ES0105546008	1.132	-0.18% -0.00		24/07/11 17:36:07	365,263 414,002.12
NEINOR HOMES SA ES0105251005	13.18	0.61% 0.08		24/07/11 17:35:18	35,597 468,206.26
PHARMA MAR SA ES0169501022	38.88	1.14% 0.44		24/07/11 17:35:18	47,230 1,817,183.06
TALGO SA EUR0.301 ES0105065009	4.00	-0.50% -0.02		24/07/11 17:35:18	55,693 222,992.10
TUBACEX S.A. ES0132945017	3.14	0.16% 0.01		24/07/11 17:35:18	92,690 290,630.79
TÉCNICAS REUNIDAS SA ES0178165017	12.39	0.57% 0.07		24/07/11 17:35:18	112,491 1,394,074.15
VIDRALA SA EUR1.02 ES0183746314	95.30	2.47% 2.30		24/07/11 17:35:18	40,634 3,843,183.20
VISCOFAN SA ES0184262212	59.60	-0.17% -0.10		24/07/11 17:35:23	50,497 3,013,975.90