

RWE AG

ISIN: DE0007037129 WKN: 703712

Overview

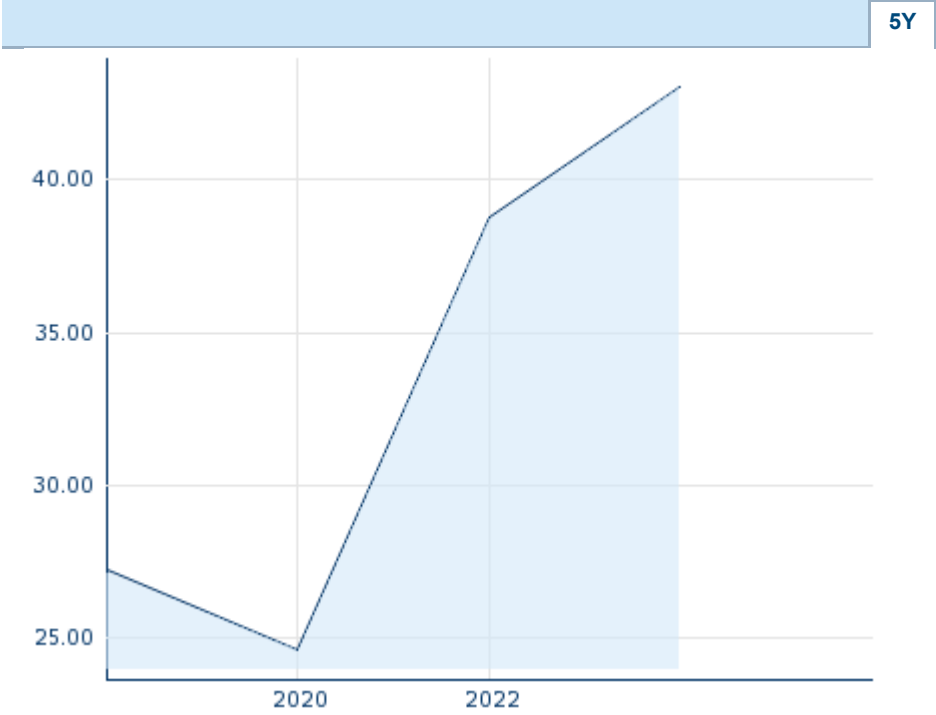
2022/09/13 17:36:39	
Price	43.03 EUR
Difference	<div><div></div></div> 10.90% (4.23)

General attributes	
ISIN	DE0007037129
Symbol	RWE
Exchange	SIX Swiss Exchange
Currency	EUR
Sector	Utilities
Security type	Stock
Market cap (m)	24,867 EUR
Benchmark	GERMANY DAX

Market data	
Bid (Bid size)	35.20 EUR (250)
Ask (Ask size)	38.57 EUR (790)
Open	43.03 EUR
High	43.03 EUR
Low	43.03 EUR
Close (prev. day)	38.80 EUR
VWAP	35.00 EUR
Volume (pcs)	-
Trading volume	-
Number of trades	1
Last size	-

Futures and Options	
Related Futures	35
Related Options	-

PDF Downloads	
Company report: RWE AG	<div></div>




Information about previous performance does not guarantee future performance.
Source: FactSet

Erste Group related products on underlying	
Product type	# products
Turbo long/short	3

Recent research			
on instrument	on sector	on market	
Date		Headline	Download
2024/06/21		Global Equity Ratings	<div></div>
2024/06/14		Global Equity Ratings	<div></div>
2024/05/29		Global Equity Ratings	<div></div>
2024/04/26		Global Equity Ratings	<div></div>
2024/04/03		Global Equity Ratings	<div></div>

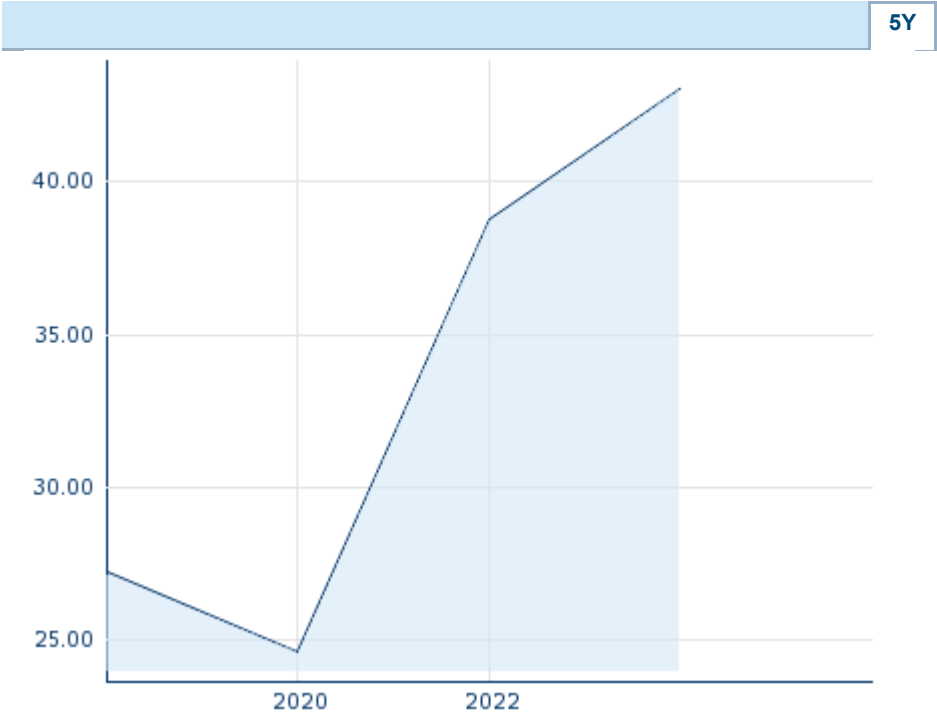
Details

2022/09/13 17:36:39		
Price	43.03 EUR	
Difference		10.90% (4.23)

General attributes	
ISIN	DE0007037129
Symbol	RWE
Exchange	SIX Swiss Exchange
Currency	EUR
Sector	Utilities
Security type	Stock
Market cap (m)	24,867 EUR
Benchmark	GERMANY DAX

Market data	
Bid (Bid size)	35.20 EUR (250)
Ask (Ask size)	38.57 EUR (790)
Open	43.03 EUR
High	43.03 EUR
Low	43.03 EUR
Close (prev. day)	38.80 EUR
VWAP	35.00 EUR
Volume (pcs)	-
Trading volume	-
Number of trades	1
Last size	-

Performance and Risk			
	6m	1Y	3Y
Perf (%)	-	-	-
Perf (abs.)	-	-	-
Beta	0.46	0.56	0.58
Volatility	-	-	37.02



Information about previous performance does not guarantee future performance.
Source: FactSet

Price data	
Ø price 5 days Ø volume 5 days (pcs.)	- EUR (-)
Ø price 30 days Ø volume 30 days (pcs.)	- EUR (-)
Ø price 100 days Ø volume 100 days (pcs.)	- EUR (6,504)
Ø price 250 days Ø volume 250 days (pcs.)	- EUR (-)
YTD High date	- EUR (-)
YTD Low date	- EUR (-)
52 Weeks High date	- EUR (-)
52 Weeks Low date	- EUR (-)

Erste Group related products on underlying

Product type	# products
Turbo long/short	3

All listings for RWE AG					
Exchange 	Date	Time	Price	Trading volume (mio.)	Number of trades
Xetra	2024/06/21	17:43	33.43 EUR	97.81	5,106

Vienna Stock Exchange	2024/ 06/21	17:32	33.50 EUR	0.00	2
Tradegate	2024/ 06/21	22:26	33.50 EUR	4.36	361
Stuttgart	2024/ 06/21	21:59	33.47 EUR	0.26	178
SIX Swiss Exchange	2022/ 09/13	17:36	43.03 EUR	0.00	1
SIX Swiss Exchange	2022/ 10/07	17:35	38.00 CHF	0.00	1
Prague Stock Exchange	2024/ 06/21	16:04	841.30 CZK	0.00	1
Munich	2024/ 06/21	08:00	33.58 EUR	0.00	1
London Stock Exchange European Trade Reporting	2024/ 06/21	17:30	33.54 EUR	1.28	9
Hanover	2024/ 06/21	08:16	33.54 EUR	0.00	3
Hamburg	2024/ 06/21	17:27	33.47 EUR	0.00	3
Frankfurt	2024/ 06/21	21:13	33.45 EUR	0.04	8
FINRA other OTC Issues	2024/ 06/20	17:50	36.0655 USD	0.02	1
Euronext Milan MTF Trading After Hours	2024/ 05/23	19:43	33.34 EUR	0.01	3
Euronext Milan MTF Global Equity Market	2024/ 06/21	17:44	33.47 EUR	0.05	6
Duesseldorf	2024/ 06/21	19:32	33.43 EUR	0.00	6
Berlin	2024/ 06/21	19:01	33.53 EUR	0.00	2

Company profile

Company Logo



Contact Details

RWE AG

--

Platz 1 - 45141 Essen

Telefon: +49-201-5179-0

Fax: +

E-mail: contact@rwe.com

PDF Downloads

Company report: RWE AG



Company Profile

RWE AG is a holding company, which engages in generating electricity and gas from renewable and conventional sources. It operates through the following segments: Offshore Wind, Onshore Wind and Solar, Hydro, Biomass, and Gas; Supply and Trading; and Coal and Nuclear. The Offshore Wind segment focuses on development and realization of projects to expand capacity. The Onshore Wind and Solar segment include onshore wind, solar power, and parts of battery storage. The Hydro, Biomass, and Gas segment is involved in activities with run-of-river, pumped storage, biomass, and gas-fired power plants. The Supply and Trading segment offers proprietary trading of energy commodities and intermediary trading with pipeline gas and LNG. The Coal and Nuclear segment cover electricity production using coal and nuclear power, as well as lignite mining operations. The company was founded on April 25, 1898, and is headquartered in Essen, Germany.

Members of Management Board

Markus Krebber	Chairman of Managing Board
Michael Müller	Member of Executive Committee
Katja van Doren	Member of Executive Committee

Board of directors

Werner Brandt	Chairman of Supervisory Board
Andreas Wagner	Member of Supervisory Board
Frank Appel	Member of Supervisory Board
Hans Friedrich Bünting	Member of Supervisory Board
Jörg Rocholl	Member of Supervisory Board
Dagmar Paasch	Member of Supervisory Board
Dirk Schumacher	Member of Supervisory Board
Harald Louis	Member of Supervisory Board
Hauke Stars	Member of Supervisory Board
Helle Valentin Hasselris	Member of Supervisory Board
Marion Weckes	Member of Supervisory Board
Matthias Dürbaum	Member of Supervisory Board
Michael Bochinsky	Member of Supervisory Board
Monika Kircher- Kohl	Member of Supervisory Board
Ralf Sikorski	Member of Supervisory Board
Reiner van Limbeck	Member of Supervisory Board
Sandra Bossemeyer	Member of Supervisory Board
Thomas Kufen	Member of Supervisory Board
Thomas Westphal	Member of Supervisory Board

