

# BIOCARTIS GROUP NV

ISIN: **BE0974281132** WKN: -

## Overview

2023/09/25 08:07:13

**Price**  
0.2595 EUR

**Difference** ▼ -7.16% (-0.02)

### General attributes

ISIN BE0974281132

Symbol -

Exchange Stuttgart

Currency EUR

Sector Chemical / Pharmaceutical / Health

Security type Stock

Market cap (m) 27 EUR

Benchmark BEL 20 INDEX

### Market data

Bid (Bid size) - (0)

Ask (Ask size) - (0)

Open 0.2595 EUR

High 0.2595 EUR

Low 0.2595 EUR

Close (prev. day) 0.2795 EUR

VWAP -

Volume (pcs) 0

Trading volume 0.00

Number of trades 3

Last size 0

### Futures and Options

Related Futures -

Related Options -

### PDF Downloads











Company report: BIOCARTIS GROUP NV 

5Y



Information about previous performance does not guarantee future performance.  
Source: FactSet

### Recent research

on sector		on market	
Date		Headline	Download
2024/07/12		Global Equity Ratings	
2024/06/21		Global Equity Ratings	
2024/06/14		Global Equity Ratings	
2024/05/29		Global Equity Ratings	
2024/04/26		Global Equity Ratings	

## Details

2023/09/25 08:07:13

**Price**  
0.2595 EUR

**Difference** ▼ -7.16% (-0.02)

### General attributes

ISIN	BE0974281132
Symbol	-
Exchange	Stuttgart
Currency	EUR
Sector	Chemical / Pharmaceutical / Health
Security type	Stock
Market cap (m)	27 EUR
Benchmark	BEL 20 INDEX

### Market data

Bid (Bid size)	- (0)
Ask (Ask size)	- (0)
Open	0.2595 EUR
High	0.2595 EUR
Low	0.2595 EUR
Close (prev. day)	0.2795 EUR
VWAP	-
Volume (pcs)	0
Trading volume	0.00
Number of trades	3
Last size	0

### Performance and Risk

	6m	1Y	3Y
Perf (%)	-56.09%	-69.39%	-93.34%
Perf (abs.)	-0.33	-0.59	-3.64
Beta	0.00	-0.01	0.74
Volatility	63.35	71.86	56.39

5Y



Information about previous performance does not guarantee future performance.  
Source: FactSet

### Price data

Ø price 5 days   Ø volume 5 days (pcs.)	0.2678 EUR (0)
Ø price 30 days   Ø volume 30 days (pcs.)	0.3037 EUR (7)
Ø price 100 days   Ø volume 100 days (pcs.)	0.3868 EUR (2)
Ø price 250 days   Ø volume 250 days (pcs.)	0.5831 EUR (9)
YTD High   date	0.7380 EUR (2023/04/14)
YTD Low   date	0.2565 EUR (2023/09/22)
52 Weeks High   date	1.2509 EUR (2022/10/19)
52 Weeks Low   date	0.2565 EUR (2023/09/22)

### All listings for BIOCARTIS GROUP NV

Exchange	Date	Time	Price	Trading volume (mio.)	Number of trades
Stuttgart	2023/09/25	08:07	0.2595 EUR	0.00	3
London Stock Exchange European Trade Reporting	2023/09/25	17:30	0.299 EUR	0.00	2
Frankfurt	2023/09/25	08:08	0.2595 EUR	0.00	1
FINRA other OTC Issues	2022/12/09	19:40	0.66 USD	0.00	1
Euronext Brussels	2023/	17:35	0.29 EUR	0.03	72

	09/22					
Duesseldorf	2023/ 09/25	08:11	0.2585	EUR	0.00	1
Berlin	2023/ 09/25	08:22	0.2895	EUR	0.00	1

## Company profile

### Company Logo



### Contact Details

BIOCARTIS GROUP NV

--


Generaal de Wittelaan 11B - 2800 Mechelen

Telefon: +32-1-563-26-00

Fax: +

E-mail: [info@biocartisgroupnv.be](mailto:info@biocartisgroupnv.be)

### PDF Downloads

Company report: BIOCARTIS GROUP NV 

### Company Profile

Biocartis Group NV engages in the development of personalized medicine for patients around the world. It also focuses on developing and commercializing oncology tests. The company was founded by Philippe Renaud, Nader Donzel, and Rudi Pauwels in July 2007 and is headquartered in Mechelen, Belgium.

### Members of Management Board

Roger Moody Chairman of Managing Board

George Cardoza Member of Executive Committee

Piet Houwen Member of Executive Committee

### Board of directors

Herman Verrelst Chairman of Supervisory Board

Bryan DeChairo Member of Supervisory Board

Christian Reinaudo Member of Supervisory Board

Christine Kuslich Member of Supervisory Board

Ann-Christine M. Sundell Member of Supervisory Board

Luc Gijsens Member of Supervisory Board