

DAIICHI SANKYO CO LTD

ISIN: **JP3475350009** WKN:
4568

Overview

2021/11/26 18:57:30

Price

26.13 USD

Difference  0.04% (0.01)

General attributes

ISIN JP3475350009

Symbol 4568

Exchange FINRA other OTC Issues

Currency USD

Sector Chemical / Pharmaceutical / Health

Security type Stock

Market cap (m) 44,411 EUR

Benchmark NIKKEI 225

Market data

Bid (Bid size) -

Ask (Ask size) -

Open 26.27 USD

High 26.35 USD

Low 26.13 USD

Close (prev. day) 26.12 USD

VWAP 26.259735 USD

Volume (pcs) 1,824

Trading volume 47,877.14

Number of trades 21

Last size 100

Futures and Options

Related Futures -

Related Options -











5Y



Information about previous performance does not guarantee future performance.
 Source: FactSet

Recent research

on sector

Date		Headline	Download
2021/11/05		Global Equity Ratings	
2021/11/03		Global Equity Ratings	
2021/10/19		Global Equity Ratings	
2021/09/29		Global Equity Ratings	
2021/09/22		Global Equity Ratings	

Details

2021/11/26 18:57:30

Price

26.13 USD

Difference ▲ 0.04% (0.01)

General attributes

ISIN	JP3475350009
Symbol	4568
Exchange	FINRA other OTC Issues
Currency	USD
Sector	Chemical / Pharmaceutical / Health
Security type	Stock
Market cap (m)	44,411 EUR
Benchmark	NIKKEI 225

Market data

Bid (Bid size)	-
Ask (Ask size)	-
Open	26.27 USD
High	26.35 USD
Low	26.13 USD
Close (prev. day)	26.12 USD
VWAP	26.259735 USD
Volume (pcs)	1,824
Trading volume	47,877.14
Number of trades	21
Last size	100

Performance and Risk

	6m	1Y	3Y
Perf (%)	+10.16%	-25.51%	+118.11%
Perf (abs.)	+2.41	-8.95	+14.15
Beta	0.60	0.78	0.85
Volatility	46.86	43.11	35.19

5Y



Information about previous performance does not guarantee future performance.
Source: FactSet

Price data

Ø price 5 days Ø volume 5 days (pcs.)	26.41 USD (2,898)
Ø price 30 days Ø volume 30 days (pcs.)	25.25 USD (2,341)
Ø price 100 days Ø volume 100 days (pcs.)	23.49 USD (6,264)
Ø price 250 days Ø volume 250 days (pcs.)	26.15 USD (3,713)
YTD High date	37.17 USD (2021/01/19)
YTD Low date	17.61 USD (2021/08/09)
52 Weeks High date	37.17 USD (2021/01/19)
52 Weeks Low date	17.61 USD (2021/08/09)

All listings for DAIICHI SANKYO CO LTD

Exchange	Date	Time	Price	Trading volume (mio.)	Number of trades
Tradegate	2021/11/26	22:01	22.37 EUR	0.00	1
Tokyo Stock Exchange	2021/11/26	07:00	2,942.00 JPY	113.08	6,625
Stuttgart	2021/11/26	21:12	22.00 EUR	0.03	9
Munich	2021/11/26	08:03	23.17 EUR	0.00	2
Hanover	2021/11/26	08:09	22.53 EUR	0.00	2

	26					
Frankfurt	2021/11/ 26	09:43	22.56 EUR	0.00		2
FINRA other OTC Issues	2021/11/ 26	18:57	26.13 USD	0.05		21
Duesseldorf	2021/11/ 26	19:30	22.32 EUR	0.00		16
Berlin	2021/11/ 26	08:04	22.54 EUR	0.00		2

Company profile

Company Logo



Company Profile

-

Contact Details

DAIICHI SANKYO

--

3-5-1, Nihonbashi-Honcho, Chuo-ku -
103-8426 Tokyo

Telefon: 03-6225-1111

Fax: -

E-mail: -