

AUSTRIA NTX(EUR)

ISIN: **AT0000496476** WKN: -

Overview

2024/10/18 17:50:00

Price

1,379.89 EURDifference  0.65% (8.86)

General attributes

ISIN AT0000496476

Symbol -

Country Europe

Instruments in index 30

Type of index -

Security type Index

Market data

Open 1,371.97 EUR

High 1,384.02 EUR

Low 1,371.97 EUR

Close (prev. day) 1,371.03 EUR

Trading volume (m) -

Volume (pcs) -

Top 5

Name 	Price	+ - (%)	Trend 
VOESTALPIN...	20.28	+2.42	
BAWAG GROU...	71.15	+1.50	
MOL HUNGAR...	2,644.00	+1.23	
RICHTER GE...	10,960.00	+0.74	
VERBUND AG	77.30	+0.72	

Intraday **1W** 1M 6m 1Y 3Y

Flop 5

Name 	Price	+ - (%)	Trend 
RAIFFEISEN...	18.35	-0.81	
OTP BANK P...	18,930.00	-0.63	
S.P.E.E.H....	122.70	-0.41	
OMV	0.7215	-0.28	
PETROM...			











5Y



Information about previous performance does not guarantee future performance.

Source: FactSet

Recent research

on market		
Date	Headline	Download
2024/10/08	 Global Strategy 4Q 2024	
2024/09/27	 Global Equity Ratings	
2024/09/11	 Global Equity Ratings	
2024/09/05	 Global Equity Ratings	
2024/08/12	 Global Equity Ratings	

ANDRITZ AG 60.90 -0.25 ↘

Intraday 1W 1M 6m 1Y 3Y

Futures and Options

Related Futures -

Related Options -

Details

2024/10/18 17:50:00

Price

1,379.89 EUR

Difference



0.65% (8.86)

General attributes

ISIN AT0000496476

Symbol -

Country Europe

Security type Index

Instruments in index 30

Market data

Open 1,371.97 EUR

High 1,384.02 EUR

Low 1,371.97 EUR

Close (prev. day) 1,371.03 EUR

Trading volume (m) -

Volume (pcs) -

Performance and Risk

	6m	1Y	3Y
Perf (%)	+0.71%	+17.44%	+4.69%
Perf (abs.)	+9.79	+204.93	+61.88
Beta	-	-	-
Volatility	13.97	12.90	20.00



5Y

Information about previous performance does not guarantee future performance.
Source: FactSet

Price data

Ø price 5 days Ø volume 5 days (pcs.)	1,380.62 EUR (0)
Ø price 30 days Ø volume 30 days (pcs.)	1,379.44 EUR (0)
Ø price 100 days Ø volume 100 days (pcs.)	1,396.22 EUR (0)
Ø price 250 days Ø volume 250 days (pcs.)	1,354.11 EUR (0)
YTD High date	1,461.12 EUR (2024/05/20)
YTD Low date	1,248.77 EUR (2024/01/17)
52 Weeks High date	1,461.12 EUR (2024/05/20)
52 Weeks Low date	1,140.48 EUR (2023/10/23)

Composition

Name  ISIN	Price	Diff %  Diff +/-	Performance 	Date Time	Turnover Pc.  Turnover Money 
ALLEGRO.EU SA LU2237380790	7.767	0.58% 0.05		24/10/18 19:31:33	- -
ANDRITZ AG AT0000730007	60.90	-0.25% -0.15		24/10/18 17:35:03	97,671 5,946,590.20
BANCA TRANSILVANIA SA ROTLVAACNOR1	27.60	0.00% 0.00		24/10/18 16:59:09	366,282 10,094,167.35
BANK POLSKA KASA OPIEKI S... PLPEKAO00016	34.11	2.34% 0.78		24/10/18 19:31:43	- -
BAWAG GROUP AG AT0000BAWAG2	71.15	1.50% 1.05		24/10/18 17:35:12	103,848 7,364,932.50
CD PROJEKT S.A. PLOPTTC00011	36.76	0.99% 0.36		24/10/18 19:31:32	- -
CEZ AS CZ0005112300	864.00	0.35% 3.00		24/10/18 16:15:06	140,310 121,106,981.50
DINO POLSKA SA PLDINPL00011	78.28	0.44% 0.34		24/10/18 19:33:07	- -
ERSTE GROUP BANK AG AT0000652011	50.20	0.40% 0.20		24/10/18 17:35:23	686,081 34,430,495.81
EVN AG AT0000741053	26.80	0.00% 0.00		24/10/18 17:35:14	35,300 947,902.25
KGHM POLSKA MIEDZ SA PLKGHM000017	37.03	3.58% 1.28		24/10/18 21:37:00	100 3,703.00
KOMERCNI BANKA CZ0008019106	815.50	0.49% 4.00		24/10/18 16:23:12	63,233 51,468,251.50
KRKA DD NPV SI0031102120	134.50	-1.10% -1.50		24/10/18 15:08:10	5,171 690,562.50
LPP SA PLLPP0000011	3,614.00	-0.66% -24.00		24/10/18 19:31:43	- -
MBANK SA PLBRE0000012	140.45	3.61% 4.90		24/10/18 19:31:24	- -
MOL HUNGARIAN OIL & GAS P... HU0000153937	2,644.00	1.23% 32.00		24/10/18 17:20:00	298,804 789,274,842.00
OMV AG AT0000743059	38.76	-0.21% -0.08		24/10/18 17:35:21	184,534 7,175,517.34
OMV PETROM S.A. RON0.1 ROSNPPACNOR9	0.7215	-0.28% -0.00		24/10/18 16:50:23	1,580,481 1,142,662.63
ORLEN SA PLPKN0000018	12.472	-0.46% -0.06		24/10/18 19:31:34	- -
OTP BANK PLC HU0000061726	18,930.00	-0.63% -120.00		24/10/18 17:19:59	475,284 9,046,447,010.00
PGE POLSKA GRUPA ENERGETY... PLPGER000010	1.5555	0.88% 0.01		24/10/18 19:31:24	- -
POWSZECHNA KASA OSZCZEDNO... PLPKO0000016	13.26	0.99% 0.13		24/10/18 19:31:43	- -
POWSZECHNY ZAKLAD UBEZPIE... PLPZU0000011	9.434	-1.01% -0.10		24/10/18 19:31:39	- -
RAIFFEISEN BANK INTERNATI... AT0000606306	18.35	-0.81% -0.15		24/10/18 17:35:27	456,368 8,293,800.93
RICHTER GEDEON VEGYESZETI... HU0000123096	10,960.00	0.74% 80.00		24/10/18 17:19:59	117,514 1,293,329,360.00

S.P.E.E.H. HIDROELECTRICA... RO4Q0Z5RO1B6	122.70	-0.41% -0.50		24/10/18 16:50:22	4,750 586,181.10
SANTANDER BANK POLSKA SA PLBZ00000044	106.55	1.52% 1.60	█	24/10/18 19:31:42	- -
VERBUND AG AT0000746409	77.30	0.72% 0.55	█	24/10/18 17:39:09	198,478 15,338,626.65
VOESTALPINE AG AT0000937503	20.28	2.42% 0.48	█	24/10/18 17:41:02	471,868 9,571,424.53
WIENERBERGER AG AT0000831706	27.80	-0.22% -0.06		24/10/18 17:35:24	215,225 5,985,642.76