

AUSTRIA NTX(EUR)

ISIN: **AT0000496476** WKN: -

Overview

2024/09/18 16:28:43

Price

1,381.56 EURDifference  -0.14% (-1.94)

General attributes

ISIN AT0000496476

Symbol -

Country Europe

Instruments in index 30

Type of index -

Security type Index

Market data

Open 1,383.22 EUR

High 1,388.39 EUR

Low 1,379.96 EUR

Close (prev. day) 1,383.50 EUR

Trading volume (m) -



Volume (pcs) -

Top 5

Name 	Price	+ - (%) 	Trend 
RAIFFEISEN...	17.72	+2.46	
VOESTALPIN...	21.26	+2.32	
WIENERBERG...	29.94	+2.05	
VERBUND AG	74.35	+1.57	
ANDRITZ AG	62.15	+1.55	

Intraday 1W 1M 6m 1Y 3Y

Flop 5

Name 	Price	+ - (%) 	Trend 
BAWAG GROU...	70.15	-1.14	
EVN AG	30.70	-1.11	
BANCA TRAN...	27.75	-0.71	
MOL HUNGAR...	2,608.00	-0.53	

5Y







Information about previous performance does not guarantee future performance.

Source: FactSet

Recent research

on market

Date	Headline	Download
2024/09/11	 Global Equity Ratings	
2024/09/05	 Global Equity Ratings	
2024/08/12	 Global Equity Ratings	
2024/07/24	 Global Equity Ratings	
2024/07/12	 Global Equity Ratings	

RICHTER 10,710.00 -0.28 ↗
GE...

Intraday 1W 1M 6m 1Y 3Y

Futures and Options

Related Futures -

Related Options -

Details

2024/09/18 16:28:43

Price

1,381.56 EUR

Difference

**-0.14%** (-1.94)

General attributes

ISIN AT0000496476

Symbol -

Country Europe

Security type Index

Instruments in index 30

Market data

Open 1,383.22 EUR

High 1,388.39 EUR

Low 1,379.96 EUR

Close (prev. day) 1,383.50 EUR

Trading volume (m) -

Volume (pcs) -

Performance and Risk

	6m	1Y	3Y
Perf (%)	+4.28%	+21.36%	+9.11%
Perf (abs.)	+56.74	+243.48	+115.46
Beta	-	-	-
Volatility	14.31	13.70	20.07

1,375.00

1,250.00

1,125.00

1,000.00

875.00

750.00

2020

2021

2022

2023

2024

5Y

Information about previous performance does not guarantee future performance.






Source: FactSet

Price data

Ø price 5 days Ø volume 5 days (pcs.)	1,371.11 EUR (0)
Ø price 30 days Ø volume 30 days (pcs.)	1,388.72 EUR (0)
Ø price 100 days Ø volume 100 days (pcs.)	1,406.92 EUR (0)
Ø price 250 days Ø volume 250 days (pcs.)	1,332.51 EUR (0)
YTD High date	1,461.12 EUR (2024/05/20)
YTD Low date	1,248.77 EUR (2024/01/17)
52 Weeks High date	1,461.12 EUR (2024/05/20)
52 Weeks Low date	1,085.46 EUR (2023/10/04)

Composition

Name  ISIN	Price	Diff %  Diff +/-	Performance 	Date Time	Turnover Pc.  Turnover Money 
ALLEGRO.EU SA LU2237380790	8.759	0.02% 0.00		24/09/18 15:31:21	- -
ANDRITZ AG AT0000730007	62.15	0.00% 0.00		24/09/18 16:26:26	13,713 851,236.20
BANCA TRANSILVANIA SA ROTLVAACNOR1	27.75	-0.18% -0.05		24/09/18 16:27:45	106,669 2,960,120.35
BANK POLSKA KASA OPIEKI S... PLPEKAO00016	34.76	1.64% 0.56		24/09/18 15:31:24	- -
BAWAG GROUP AG AT0000BAWAG2	70.15	0.94% 0.65		24/09/18 16:28:02	9,367 655,883.90
CD PROJEKT S.A. PLOPTTC00011	40.59	0.47% 0.19		24/09/18 16:19:00	- -
CEZ AS CZ0005112300	855.00	0.00% 0.00		24/09/18 16:15:23	99,940 85,440,238.00
DINO POLSKA SA PLDINPL00011	75.20	3.21% 2.34		24/09/18 15:46:36	50 3,760.00
ERSTE GROUP BANK AG AT0000652011	47.39	-0.50% -0.24		24/09/18 16:25:29	75,417 3,592,222.71
EVN AG AT0000741053	30.70	-1.13% -0.35		24/09/18 16:18:20	28,486 881,676.65
KGHM POLSKA MIEDZ SA PLKGHM000017	32.67	-0.12% -0.04		24/09/18 15:31:22	- -
KOMERCNI BANKA CZ0008019106	763.50	-0.59% -4.50		24/09/18 16:15:29	41,933 32,063,614.00
KRKA DD NPV SI0031102120	136.50	-0.37% -0.50		24/09/18 15:24:45	2,376 325,764.50
LPP SA PLLPP0000011	3,354.00	-0.65% -22.00		24/09/18 15:31:21	- -
MBANK SA PLBRE0000012	150.60	2.45% 3.60		24/09/18 15:31:23	- -
MOL HUNGARIAN OIL & GAS P... HU0000153937	2,608.00	-0.53% -14.00		24/09/18 16:28:24	158,016 413,878,660.00
OMV AG AT0000743059	36.66	0.44% 0.16		24/09/18 16:28:28	65,947 2,409,036.74
OMV PETROM S.A. RON0.1 ROSNPPACNOR9	0.731	0.48% 0.00		24/09/18 16:28:34	6,912,334 5,034,038.32
ORLEN SA PLPKN0000018	14.40	1.62% 0.23		24/09/18 16:25:13	69 993.60
OTP BANK PLC HU0000061726	18,505.00	-0.30% -55.00		24/09/18 16:28:22	99,927 1,852,775,485.00
PGE POLSKA GRUPA ENERGETY... PLPGER000010	1.5875	-1.43% -0.02		24/09/18 15:31:23	- -
POWSZECHNA KASA OSZCZEDNO... PLPKO0000016	12.965	1.05% 0.14		24/09/18 15:31:21	- -
POWSZECHNY ZAKLAD UBEZPIE... PLPZU0000011	9.332	-0.62% -0.06		24/09/18 15:31:23	- -
RAIFFEISEN BANK INTERNATI... AT0000606306	17.72	1.14% 0.20		24/09/18 16:28:22	63,941 1,127,244.59
RICHTER GEDEON VEGYESZETI... HU0000123096	10,710.00	-0.09% -10.00		24/09/18 16:27:48	51,004 547,606,860.00

S.P.E.E.H. HIDROELECTRICA... RO4Q0Z5RO1B6	122.60	1.41% 1.70		24/09/18 16:19:32	26,744 3,250,808.00
SANTANDER BANK POLSKA SA PLBZ00000044	107.05	0.19% 0.20		24/09/18 15:31:21	- -
VERBUND AG AT0000746409	74.35	-0.34% -0.25		24/09/18 16:25:42	14,720 1,090,840.15
VOESTALPINE AG AT0000937503	21.26	0.47% 0.10		24/09/18 16:27:54	75,169 1,594,161.40
WIENERBERGER AG AT0000831706	29.94	0.40% 0.12		24/09/18 16:25:15	92,320 2,758,001.34