

## AUSTRIA NTX(EUR)

ISIN: **AT0000496476** WKN: -

## Overview

2024/09/18 15:12:51

Price

**1,382.37** EURDifference  -0.08% (-1.13)

## General attributes

ISIN AT0000496476

Symbol -

Country Europe

Instruments in index 30

Type of index -

Security type Index

## Market data

Open 1,383.22 EUR

High 1,388.39 EUR

Low 1,380.66 EUR

Close (prev. day) 1,383.50 EUR

Trading volume (m) -


Volume (pcs) -

## Top 5

Name 	Price	+ - (%) 	Trend 
RAIFFEISEN...	17.68	+2.46	
VOESTALPIN...	21.24	+2.32	
WIENERBERG...	29.90	+2.05	
VERBUND AG	74.05	+1.57	
ANDRITZ AG	62.00	+1.55	

Intraday 1W 1M 6m 1Y 3Y

## Flop 5

Name 	Price	+ - (%) 	Trend 
BAWAG GROU...	70.15	-1.14	
EVN AG	30.70	-1.11	
BANCA TRAN...	27.70	-0.71	
MOL HUNGAR...	2,620.00	-0.53	

5Y






Information about previous performance does not guarantee future performance.

Source: FactSet

## Recent research

on market

Date	Headline	Download
2024/09/11	 Global Equity Ratings	
2024/09/05	 Global Equity Ratings	
2024/08/12	 Global Equity Ratings	
2024/07/24	 Global Equity Ratings	
2024/07/12	 Global Equity Ratings	

RICHTER 10,730.00 -0.28 ↗  
GE...

Intraday 1W 1M 6m 1Y 3Y

**Futures and Options**

Related Futures -

Related Options -

## Details

2024/09/18 15:12:51

Price

**1,382.37** EUR

Difference

**-0.08%** (-1.13)

## General attributes

ISIN AT0000496476

Symbol -

Country Europe

Security type Index

Instruments in index 30

## Market data

Open 1,383.22 EUR

High 1,388.39 EUR

Low 1,380.66 EUR

Close (prev. day) 1,383.50 EUR

Trading volume (m) -

Volume (pcs) -

## Performance and Risk

	6m	1Y	3Y
Perf (%)	+4.28%	+21.36%	+9.11%
Perf (abs.)	+56.74	+243.48	+115.46
Beta	-	-	-
Volatility	14.31	13.70	20.07



## Price data

Ø price 5 days   Ø volume 5 days (pcs.)	1,371.11 EUR (0)
Ø price 30 days   Ø volume 30 days (pcs.)	1,388.72 EUR (0)
Ø price 100 days   Ø volume 100 days (pcs.)	1,406.92 EUR (0)
Ø price 250 days   Ø volume 250 days (pcs.)	1,332.51 EUR (0)
YTD High   date	1,461.12 EUR (2024/05/20)
YTD Low   date	1,248.77 EUR (2024/01/17)
52 Weeks High   date	1,461.12 EUR (2024/05/20)
52 Weeks Low   date	1,085.46 EUR (2023/10/04)

## Composition

Name  ISIN	Price	Diff %  Diff +/-	Performance 	Date Time	Turnover Pc.  Turnover Money 
ALLEGRO.EU SA LU2237380790	8.745	-0.14% -0.01		24/09/18 14:58:22	- -
ANDRITZ AG AT0000730007	62.00	-0.24% -0.15		24/09/18 14:49:40	9,507 590,240.20
BANCA TRANSILVANIA SA ROTLVAACNOR1	27.70	-0.36% -0.10		24/09/18 15:11:44	89,001 2,470,741.00
BANK POLSKA KASA OPIEKI S... PLPEKAO00016	34.54	0.99% 0.34		24/09/18 14:58:25	- -
BAWAG GROUP AG AT0000BAWAG2	70.15	0.94% 0.65		24/09/18 15:04:20	8,077 565,493.55
CD PROJEKT S.A. PLOPTTC00011	40.54	0.35% 0.14		24/09/18 14:58:22	- -
CEZ AS CZ0005112300	857.00	0.23% 2.00		24/09/18 15:11:50	34,130 29,169,979.00
DINO POLSKA SA PLDINPL00011	71.08	0.20% 0.14		24/09/18 14:58:24	- -
ERSTE GROUP BANK AG AT0000652011	47.48	-0.31% -0.15		24/09/18 15:11:41	55,422 2,643,510.62
EVN AG AT0000741053	30.70	-1.13% -0.35		24/09/18 15:08:53	24,050 745,268.35
KGHM POLSKA MIEDZ SA PLKGHM000017	32.56	-0.46% -0.15		24/09/18 14:58:23	- -
KOMERCNI BANKA CZ0008019106	763.50	-0.59% -4.50		24/09/18 15:12:34	32,308 24,714,760.00
KRKA DD NPV SI0031102120	136.50	-0.37% -0.50		24/09/18 15:07:56	2,373 325,355.00
LPP SA PLLPP0000011	3,332.00	-1.30% -44.00		24/09/18 14:58:22	- -
MBANK SA PLBRE0000012	149.30	1.56% 2.30		24/09/18 14:58:24	- -
MOL HUNGARIAN OIL & GAS P... HU0000153937	2,620.00	-0.08% -2.00		24/09/18 15:09:50	95,298 250,330,804.00
OMV AG AT0000743059	36.58	0.22% 0.08		24/09/18 15:02:13	55,362 2,021,072.24
OMV PETROM S.A. RON0.1 ROSNPPACNOR9	0.73	0.34% 0.00		24/09/18 15:12:13	6,667,842 4,855,742.96
ORLEN SA PLPKN0000018	360.65	1.11% 3.95		24/09/18 15:04:35	188 67,914.00
OTP BANK PLC HU0000061726	18,540.00	-0.11% -20.00		24/09/18 14:57:57	73,195 1,356,935,860.00
PGE POLSKA GRUPA ENERGETY... PLPGER000010	1.5855	-1.55% -0.03		24/09/18 14:58:24	- -
POWSZECHNA KASA OSZCZEDNO... PLPKO0000016	12.91	0.62% 0.08		24/09/18 14:58:23	- -
POWSZECHNY ZAKLAD UBEZPIE... PLPZU0000011	9.344	-0.49% -0.05		24/09/18 14:58:24	- -
RAIFFEISEN BANK INTERNATI... AT0000606306	17.68	0.91% 0.16		24/09/18 15:12:37	55,249 973,247.62
RICHTER GEDEON VEGYESZETI... HU0000123096	10,730.00	0.09% 10.00		24/09/18 15:11:05	35,104 377,243,280.00

S.P.E.E.H. HIDROELECTRICA... RO4Q0Z5RO1B6	122.90	1.65% 2.00	■	24/09/18 15:12:29	25,476 3,095,412.00
SANTANDER BANK POLSKA SA PLBZ00000044	106.85	-% -		24/09/18 14:58:22	- -
VERBUND AG AT0000746409	74.05	-0.74% -0.55		24/09/18 15:03:28	12,419 920,131.85
VOESTALPINE AG AT0000937503	21.24	0.38% 0.08	■	24/09/18 15:06:40	56,965 1,207,215.10
WIENERBERGER AG AT0000831706	29.90	0.27% 0.08	■	24/09/18 15:11:06	66,248 1,976,072.84