

AUSTRIA NTX(EUR)

ISIN: **AT0000496476** WKN: -

Overview

2024/08/20 17:50:00

Price

1,399.58 EURDifference  **-0.88%** (-12.37)

General attributes

ISIN	AT0000496476
Symbol	-
Country	Europe
Instruments in index	30
Type of index	-
Security type	Index

Market data

Open	1,412.31 EUR
High	1,415.52 EUR
Low	1,399.14 EUR
Close (prev. day)	1,411.95 EUR
Trading volume (m)	-
Volume (pcs)	-

Top 5

Name 	Price	+ - (%)	Trend 
OTP BANK P...	18,200.00	+2.82	
CEZ AS	910.00	+1.68	
BANCA TRAN...	28.65	+0.88	
S.P.E.E.H....	124.60	+0.48	
EVN AG	30.20	+0.33	

Intraday **1W 1M 6m 1Y 3Y**

Flop 5

Name 	Price	+ - (%)	Trend 
BAWAG GROU...	66.90	-1.62	
OMV AG	38.78	-1.57	
VOESTALPIN...	21.22	-1.30	
WIENERBERG...	29.30	-0.88	
VERBUND AG	77.10	-0.84	







5Y



Information about previous performance does not guarantee future performance.

Source: FactSet

Recent research

on market		
Date	Headline	Download
2024/08/12	 Global Equity Ratings	
2024/07/24	 Global Equity Ratings	
2024/07/12	 Global Equity Ratings	
2024/07/09	 Political environment weighs on outlook	
2024/07/03	 Global Strategy 3Q 2024	

Intraday 1W 1M 6m 1Y 3Y

Futures and Options

Related Futures -

Related Options -

Details

2024/08/20 17:50:00

Price

1,399.58 EURDifference  -0.88% (-12.37)

General attributes

ISIN AT0000496476

Symbol -

Country Europe

Security type Index

Instruments in index 30

Market data

Open 1,412.31 EUR

High 1,415.52 EUR

Low 1,399.14 EUR

Close (prev. day) 1,411.95 EUR

Trading volume (m) -

Volume (pcs) -

Performance and Risk

	6m	1Y	3Y
Perf (%)	+4.75%	+22.37%	+12.64%
Perf (abs.)	+63.45	+255.89	+157.01
Beta	-	-	-
Volatility	13.68	13.54	20.04

1,375.00

1,250.00

1,125.00

1,000.00

875.00

750.00

2020

2021

2022

2023

2024

5Y

Information about previous performance does not guarantee future performance.

Source: FactSet

Price data

Ø price 5 days Ø volume 5 days (pcs.)	1,394.38 EUR (0)
Ø price 30 days Ø volume 30 days (pcs.)	1,398.83 EUR (0)
Ø price 100 days Ø volume 100 days (pcs.)	1,403.66 EUR (0)
Ø price 250 days Ø volume 250 days (pcs.)	1,309.96 EUR (0)
YTD High date	1,461.12 EUR (2024/05/20)
YTD Low date	1,248.77 EUR (2024/01/17)
52 Weeks High date	1,461.12 EUR (2024/05/20)
52 Weeks Low date	1,085.46 EUR (2023/10/04)

Composition

Name  ISIN	Price	Diff %  Diff +/-	Performance 	Date Time	Turnover Pc.  Turnover Money 
ALLEGRO.EU SA LU2237380790	8.352	-2.56% -0.22		24/08/20 19:31:41	- -
ANDRITZ AG AT0000730007	57.25	-0.43% -0.25		24/08/20 17:35:18	94,575 5,435,508.65
BANCA TRANSILVANIA SA ROTLVAACNOR1	28.65	0.88% 0.25		24/08/20 16:59:05	105,625 3,017,514.70
BANK POLSKA KASA OPIEKI S... PLPEKAO00016	36.50	-1.88% -0.70		24/08/20 19:31:26	- -
BAWAG GROUP AG AT0000BAWAG2	66.90	-1.62% -1.10		24/08/20 17:35:13	83,778 5,618,196.25
CD PROJEKT S.A. PLOPTTC00011	40.99	-1.89% -0.79		24/08/20 20:05:20	1,123 46,779.85
CEZ AS CZ0005112300	910.00	1.68% 15.00		24/08/20 16:15:14	137,171 123,734,950.50
DINO POLSKA SA PLDINPL00011	80.04	-1.14% -0.92		24/08/20 21:50:07	- -
ERSTE GROUP BANK AG AT0000652011	47.65	-0.17% -0.08		24/08/20 17:35:20	290,387 13,838,639.01
EVN AG AT0000741053	30.20	0.33% 0.10		24/08/20 17:35:27	28,367 855,757.75
KGHM POLSKA MIEDZ SA PLKGHM000017	32.08	-0.19% -0.06		24/08/20 19:31:40	- -
KOMERCNI BANKA CZ0008019106	766.00	-0.71% -5.50		24/08/20 16:24:26	91,906 70,322,815.00
KRKA DD NPV SI0031102120	135.00	0.37% 0.50		24/08/20 15:24:09	2,566 344,833.00
LPP SA PLLPP0000011	3,380.00	-% -		24/08/20 19:31:26	- -
MBANK SA PLBRE0000012	197.80	-% -		24/08/20 16:50:00	- -
MOL HUNGARIAN OIL & GAS P... HU0000153937	2,722.00	-0.29% -8.00		24/08/16 17:19:59	408,461 1,113,759,792.00
OMV AG AT0000743059	38.78	-1.57% -0.62		24/08/20 17:35:13	255,294 9,914,499.18
OMV PETROM S.A. RON0.1 ROSNPPACNOR9	0.76	0.00% 0.00		24/08/20 16:59:52	5,393,341 4,114,131.46
ORLEN SA PLPKN0000018	14.612	-2.42% -0.36		24/08/20 19:31:42	- -
OTP BANK PLC HU0000061726	18,200.00	2.82% 500.00		24/08/16 17:20:00	470,096 8,496,390,200.00
PGE POLSKA GRUPA ENERGETY... PLPGER000010	11.97	-% -		24/08/20 16:50:00	- -
POWSZECHNA KASA OSZCZEDNO... PLPKO0000016	12.83	-2.62% -0.35		24/08/20 19:31:26	- -
POWSZECHNY ZAKLAD UBEZPIE... PLPZU0000011	10.975	-1.61% -0.18		24/08/20 19:31:22	- -
RAIFFEISEN BANK INTERNATI... AT0000606306	17.22	-0.35% -0.06		24/08/20 17:35:22	154,539 2,664,475.10
RICHTER GEDEON VEGYESZETI... HU0000123096	10,360.00	0.00% 0.00		24/08/16 17:20:00	115,496 1,197,874,920.00

S.P.E.E.H. HIDROELECTRICA... RO4Q0Z5RO1B6	124.60	0.48% 0.60	█	24/08/20 16:55:35	63,103 7,869,383.30
SANTANDER BANK POLSKA SA PLBZ00000044	117.15	-2.42% -2.90		24/08/20 19:31:25	- -
VERBUND AG AT0000746409	77.10	-0.84% -0.65		24/08/20 17:35:09	46,825 3,610,789.95
VOESTALPINE AG AT0000937503	21.22	-1.30% -0.28		24/08/20 17:35:26	224,184 4,786,415.06
WIENERBERGER AG AT0000831706	29.30	-0.88% -0.26		24/08/20 17:35:20	223,212 6,550,218.00