

AUSTRIA NTX(EUR)

ISIN: **AT0000496476** WKN: -

Overview

2024/07/26 17:50:00

Price

1,410.58 EURDifference  0.30% (4.16)







General attributes

ISIN	AT0000496476
Symbol	-
Country	Europe
Instruments in index	30
Type of index	-
Security type	Index









Market data

Open	1,406.62 EUR
High	1,411.95 EUR
Low	1,405.22 EUR
Close (prev. day)	1,406.42 EUR
Trading volume (m)	-
Volume (pcs)	-

Top 5

Name 	Price	+ -	Trend
		(%) 	
WIENERBERG...	32.92	+2.81	
OTP BANK P...	18,600.00	+1.31	
OMV PETROM...	0.789	+1.02	
S.P.E.E.H....	126.00	+0.80	
OMV AG	38.86	+0.73	

Flop 5

Name 	Price	+ -	Trend
		(%) 	
ANDRITZ AG	56.25	-1.75	
VOESTALPIN...	23.66	-0.92	
BANCA TRAN...	28.35	-0.18	
RAIFFEISEN...	17.47	-0.17	
CEZ AS	905.00	-0.11	

5Y













Information about previous performance does not guarantee future performance.

Source: FactSet

Recent research

on market

Date	Headline	Download
2024/07/24	 Global Equity Ratings	
2024/07/12	 Global Equity Ratings	
2024/07/09	 Political environment weighs on outlook	
2024/07/03	 Global Strategy 3Q 2024	
2024/06/21	 Global Equity Ratings	

Futures and Options

Related Futures -

Related Options -

Details

2024/07/26 17:50:00

Price

1,410.58 EUR

Difference



0.30% (4.16)

General attributes

ISIN AT0000496476

Symbol -

Country Europe

Security type Index

Instruments in index 30

Market data

Open 1,406.62 EUR

High 1,411.95 EUR

Low 1,405.22 EUR

Close (prev. day) 1,406.42 EUR

Trading volume (m) -

Volume (pcs) -

Performance and Risk

	6m	1Y	3Y
Perf (%)	+10.00%	+18.52%	+17.53%
Perf (abs.)	+128.18	+220.45	+210.39
Beta	-	-	-
Volatility	12.13	12.81	19.86

1,375.00

1,250.00

1,125.00

1,000.00

875.00

750.00

2020

2021

2022

2023

2024

5Y










Information about previous performance does not guarantee future performance.

Source: FactSet

Price data

Ø price 5 days Ø volume 5 days (pcs.)	1,417.87 EUR (0)
Ø price 30 days Ø volume 30 days (pcs.)	1,420.65 EUR (0)
Ø price 100 days Ø volume 100 days (pcs.)	1,398.38 EUR (0)
Ø price 250 days Ø volume 250 days (pcs.)	1,294.44 EUR (0)
YTD High date	1,461.12 EUR (2024/05/20)
YTD Low date	1,248.77 EUR (2024/01/17)
52 Weeks High date	1,461.12 EUR (2024/05/20)
52 Weeks Low date	1,085.46 EUR (2023/10/04)

Composition

Name  ISIN	Price	Diff %  Diff +/-	Performance 	Date Time	Turnover Pc.  Turnover Money 
ALLEGRO.EU SA LU2237380790	7.946	0.63% 0.05		24/07/26 19:31:29	- -
ANDRITZ AG AT0000730007	56.25	-1.75% -1.00		24/07/26 17:35:29	54,107 3,044,038.60
BANCA TRANSILVANIA SA ROTLVAACNOR1	28.35	-0.18% -0.05		24/07/26 16:50:20	191,818 5,461,553.45
BANK POLSKA KASA OPIEKI S... PLPEKAO00016	37.11	-0.59% -0.22		24/07/26 19:31:39	- -
BAWAG GROUP AG AT0000BAWAG2	66.55	0.38% 0.25		24/07/26 17:35:11	129,885 8,642,929.65
CD PROJEKT S.A. PLOPTTC00011	36.01	-2.62% -0.97		24/07/26 21:43:41	72 2,622.34
CEZ AS CZ0005112300	905.00	-0.11% -1.00		24/07/26 16:15:05	64,608 58,638,108.50
DINO POLSKA SA PLDINPL00011	80.56	-2.28% -1.88		24/07/26 21:50:03	- -
ERSTE GROUP BANK AG AT0000652011	47.75	0.38% 0.18		24/07/26 17:35:14	301,600 14,363,269.48
EVN AG AT0000741053	30.20	0.50% 0.15		24/07/26 17:35:19	81,403 2,451,239.55
KGHM POLSKA MIEDZ SA PLKGHM000017	30.31	0.23% 0.07		24/07/26 19:31:28	- -
KOMERCNI BANKA CZ0008019106	799.00	0.25% 2.00		24/07/26 16:15:20	80,557 64,443,918.00
KRKA DD NPV SI0031102120	132.00	-% -		24/07/26 15:24:42	11,748 1,566,077.00
LPP SA PLLPP0000011	3,544.00	-1.45% -52.00		24/07/26 19:31:39	- -
MBANK SA PLBRE0000012	197.80	-% -		24/07/26 16:50:00	- -
MOL HUNGARIAN OIL & GAS P... HU0000153937	2,812.00	0.14% 4.00		24/07/26 17:20:00	655,173 1,837,965,964.00
OMV AG AT0000743059	38.86	0.73% 0.28		24/07/26 17:35:36	320,740 12,455,125.18
OMV PETROM S.A. RON0.1 ROSNPPACNOR9	0.789	1.02% 0.01		24/07/26 16:57:36	7,547,686 5,961,847.15
ORLEN SA PLPKN0000018	14.774	0.71% 0.10		24/07/26 19:31:30	- -
OTP BANK PLC HU0000061726	18,600.00	1.31% 240.00		24/07/26 17:20:00	261,930 4,862,445,760.00
PGE POLSKA GRUPA ENERGETY... PLPGER000010	11.97	-% -		24/07/26 16:50:00	- -
POWSZECHNA KASA OSZCZEDNO... PLPKO0000016	13.625	0.11% 0.02		24/07/26 19:31:39	- -
POWSZECHNY ZAKLAD UBEZPIE... PLPZU0000011	11.13	0.50% 0.06		24/07/26 19:31:35	- -
RAIFFEISEN BANK INTERNATI... AT0000606306	17.47	-0.17% -0.03		24/07/26 17:35:22	109,728 1,914,238.87
RICHTER GEDEON VEGYESZETI... HU0000123096	9,955.00	0.15% 15.00		24/07/26 17:19:59	167,800 1,668,840,780.00

S.P.E.E.H. HIDROELECTRICA... RO4Q0Z5RO1B6	126.00	0.80% 1.00	█	24/07/26 16:56:08	25,875 3,259,870.80
SANTANDER BANK POLSKA SA PLBZ00000044	121.55	0.37% 0.45	█	24/07/26 19:31:38	- -
VERBUND AG AT0000746409	74.50	0.00% 0.00		24/07/26 17:35:00	113,825 8,379,043.45
VOESTALPINE AG AT0000937503	23.66	-0.92% -0.22		24/07/26 17:42:21	132,733 3,150,700.86
WIENERBERGER AG AT0000831706	32.92	2.81% 0.90	█	24/07/26 17:35:16	356,285 11,658,181.00