

## AUSTRIA NTX(EUR)

ISIN: **AT0000496476** WKN: -

## Overview

2024/07/18 17:50:00

Price

**1,434.46** EURDifference  0.97% (13.81)

## General attributes

ISIN AT0000496476

Symbol -

Country Europe

Instruments in index 30

Type of index -

Security type Index

## Market data

Open 1,421.19 EUR

High 1,438.36 EUR

Low 1,421.19 EUR

Close (prev. day) 1,420.65 EUR

Trading volume (m) -

Volume (pcs) -

## Top 5

Name 	Price	+ - (%)	Trend 
BAWAG GROU...	66.90	+2.29	
BANCA TRAN...	29.25	+1.60	
RAIFFEISEN...	17.79	+1.48	
MOL HUNGAR...	2,876.00	+1.20	
OTP BANK P...	18,530.00	+1.09	

Intraday **1W** 1M 6m 1Y 3Y

## Flop 5

Name 	Price	+ - (%)	Trend 
ANDRITZ AG	55.50	-1.25	
RICHTER GE...	9,680.00	-0.87	
ERSTE GROU...	46.15	-0.71	
WIENERBERG...	32.64	-0.18	











5Y



Information about previous performance does not guarantee future performance.

Source: FactSet

## Recent research

on market		
Date	Headline	Download
2024/07/12	 Global Equity Ratings	
2024/07/09	 Political environment weighs on outlook	
2024/07/03	 Global Strategy 3Q 2024	
2024/06/21	 Global Equity Ratings	
2024/06/20	 Bosnia and Herzegovina   Growth to remain subdued ...	

VOESTALPIN... 24.40 -0.16 ↘

Intraday 1W 1M 6m 1Y 3Y

**Futures and Options**

Related Futures -

Related Options -

## Details

2024/07/18 17:50:00

Price

**1,434.46** EUR

Difference



0.97% (13.81)

## General attributes

ISIN AT0000496476

Symbol -

Country Europe

Security type Index

Instruments in index 30

## Market data

Open 1,421.19 EUR

High 1,438.36 EUR

Low 1,421.19 EUR

Close (prev. day) 1,420.65 EUR

Trading volume (m) -

Volume (pcs) -

## Performance and Risk

	6m	1Y	3Y
Perf (%)	+13.77%	+21.53%	+19.96%
Perf (abs.)	+173.58	+254.13	+238.68
Beta	-	-	-
Volatility	12.12	12.81	19.87



Information about previous performance does not guarantee future performance.

Source: FactSet

## Price data

Ø price 5 days   Ø volume 5 days (pcs.)	1,437.80 EUR (0)
Ø price 30 days   Ø volume 30 days (pcs.)	1,413.37 EUR (0)
Ø price 100 days   Ø volume 100 days (pcs.)	1,392.36 EUR (0)
Ø price 250 days   Ø volume 250 days (pcs.)	1,288.51 EUR (0)
YTD High   date	1,461.12 EUR (2024/05/20)
YTD Low   date	1,248.77 EUR (2024/01/17)
52 Weeks High   date	1,461.12 EUR (2024/05/20)
52 Weeks Low   date	1,085.46 EUR (2023/10/04)

## Composition

Name  ISIN	Price	Diff %  Diff +/-	Performance 	Date Time	Turnover Pc.  Turnover Money 
ALLEGRO.EU SA LU2237380790	7.887	1.97% 0.15		24/07/18 19:31:28	- -
ANDRITZ AG AT0000730007	55.50	-1.25% -0.70		24/07/18 17:35:07	69,317 3,851,628.45
BANCA TRANSILVANIA SA ROTLVAACNOR1	29.25	1.60% 0.46		24/07/18 16:59:56	646,615 19,009,719.35
BANK POLSKA KASA OPIEKI S... PLPEKAO00016	37.99	2.01% 0.75		24/07/18 19:31:38	- -
BAWAG GROUP AG AT0000BAWAG2	66.90	2.29% 1.50		24/07/18 17:36:31	233,322 15,684,032.85
CD PROJEKT S.A. PLOPTTC00011	37.90	3.44% 1.26		24/07/18 20:59:17	1,402 52,472.54
CEZ AS CZ0005112300	911.00	0.83% 7.50		24/07/18 16:23:06	120,087 109,259,884.50
DINO POLSKA SA PLDINPL00011	94.94	3.13% 2.88		24/07/18 21:50:07	- -
ERSTE GROUP BANK AG AT0000652011	46.15	-0.71% -0.33		24/07/18 17:35:13	418,458 19,444,371.48
EVN AG AT0000741053	29.75	0.34% 0.10		24/07/18 17:35:17	53,238 1,580,519.65
KGHM POLSKA MIEDZ SA PLKGHM000017	32.67	-2.01% -0.67		24/07/18 19:31:27	- -
KOMERCNI BANKA CZ0008019106	805.50	0.37% 3.00		24/07/18 16:19:01	122,677 98,706,421.00
KRKA DD NPV SI0031102120	148.50	-0.34% -0.50		24/07/18 14:53:57	4,184 624,839.00
LPP SA PLLPP0000011	3,804.00	2.04% 76.00		24/07/18 19:31:38	- -
MBANK SA PLBRE0000012	197.80	-% -		24/07/18 16:50:00	- -
MOL HUNGARIAN OIL & GAS P... HU0000153937	2,876.00	1.20% 34.00		24/07/18 17:20:00	439,817 1,259,566,612.00
OMV AG AT0000743059	39.32	0.25% 0.10		24/07/18 17:36:30	468,184 18,427,679.04
OMV PETROM S.A. RON0.1 ROSNPPACNOR9	0.7825	0.06% 0.00		24/07/18 16:59:47	8,835,795 6,918,843.20
ORLEN SA PLPKN0000018	15.134	2.12% 0.31		24/07/18 19:31:29	- -
OTP BANK PLC HU0000061726	18,530.00	1.09% 200.00		24/07/18 17:20:00	929,817 17,160,244,800.00
PGE POLSKA GRUPA ENERGETY... PLPGER000010	1.6965	5.24% 0.08		24/07/18 19:09:50	30 50.90
POWSZECHNA KASA OSZCZEDNO... PLPKO0000016	14.01	3.97% 0.54		24/07/18 19:31:38	- -
POWSZECHNY ZAKLAD UBEZPIE... PLPZU0000011	11.295	2.17% 0.24		24/07/18 19:31:34	- -
RAIFFEISEN BANK INTERNATI... AT0000606306	17.79	1.48% 0.26		24/07/18 17:35:29	223,933 3,977,477.88
RICHTER GEDEON VEGYESZETI... HU0000123096	9,680.00	-0.87% -85.00		24/07/18 17:19:59	213,187 2,066,351,275.00

S.P.E.E.H. HIDROELECTRICA... RO4Q0Z5RO1B6	128.40	0.78% 1.00		24/07/18 16:59:21	44,332 5,634,632.10
SANTANDER BANK POLSKA SA PLBZ00000044	125.80	2.07% 2.55		24/07/18 19:31:37	- -
VERBUND AG AT0000746409	75.60	-0.07% -0.05		24/07/18 17:35:27	75,037 5,672,077.50
VOESTALPINE AG AT0000937503	24.40	-0.16% -0.04		24/07/18 17:35:01	117,873 2,877,090.74
WIENERBERGER AG AT0000831706	32.64	-0.18% -0.06		24/07/18 17:35:02	289,828 9,476,026.58