

# AUSTRIA NTX(EUR)

ISIN: **AT0000496476** WKN: -

## Overview

2024/07/17 10:18:30	
<b>Price</b>	<b>1,425.83</b> EUR
<b>Difference</b>	<span style="color: red;">▼</span> <b>-0.21%</b> (-2.93)
<b>General attributes</b>	
ISIN	AT0000496476
Symbol	-
Country	Europe
Instruments in index	30
Type of index	-
Security type	Index
<b>Market data</b>	
Open	1,428.83 EUR
High	1,434.18 EUR
Low	1,425.64 EUR
Close (prev. day)	1,428.76 EUR
Trading volume (m)	-
Volume (pcs)	-



Information about previous performance does not guarantee future performance.  
Source: FactSet

### Top 5

Name	Price	+ - (%)	Trend
ERSTE GROU...	47.05	+0.94	↔
BANCA TRAN...	33.20	+0.61	↔
OMV PETROM...	0.784	+0.58	↔
RICHTER GE...	9,780.00	+0.46	↔
BAWAG GROU...	65.80	+0.38	↔

Intraday | 1W | 1M | 6m | 1Y | 3Y

### Recent research

on market		
Date	Headline	Download
2024/07/12	Global Equity Ratings	↓
2024/07/09	Political environment weighs on outlook	↓
2024/07/03	Global Strategy 3Q 2024	↓
2024/06/21	Global Equity Ratings	↓
2024/06/20	Bosnia and Herzegovina   Growth to remain subdued ...	↓

### Flop 5

Name	Price	+ - (%)	Trend
VOESTALPIN...	24.36	-2.88	↘
MOL HUNGAR...	2,842.00	-2.08	↘

CEZ AS	904.50	-1.26	↓
RAIFFEISEN...	17.45	-0.69	→
ANDRITZ AG	55.60	-0.53	→

Intraday	1W	1M	6m	1Y	3Y
----------	----	----	----	----	----

**Futures and Options**

Related Futures -

Related Options -

## Details

2024/07/17 10:18:30

Price

**1,425.83** EUR

Difference

**-0.21% (-2.93)**

## General attributes

ISIN AT0000496476

Symbol -

Country Europe

Security type Index

Instruments in index 30

## Market data

Open 1,428.83 EUR

High 1,434.18 EUR

Low 1,425.64 EUR

Close (prev. day) 1,428.76 EUR

Trading volume (m) -

Volume (pcs) -

## Performance and Risk

	6m	1Y	3Y
Perf (%)	+12.09%	+22.15%	+19.48%
Perf (abs.)	+154.12	+259.11	+232.98
Beta	-	-	-
Volatility	12.13	12.78	19.88


















Information about previous performance does not guarantee future performance.

Source: FactSet

## Price data

Ø price 5 days   Ø volume 5 days (pcs.)	1,440.49 EUR (0)
Ø price 30 days   Ø volume 30 days (pcs.)	1,411.78 EUR (0)
Ø price 100 days   Ø volume 100 days (pcs.)	1,390.29 EUR (0)
Ø price 250 days   Ø volume 250 days (pcs.)	1,286.48 EUR (0)
YTD High   date	1,461.12 EUR (2024/05/20)
YTD Low   date	1,248.77 EUR (2024/01/17)
52 Weeks High   date	1,461.12 EUR (2024/05/20)
52 Weeks Low   date	1,085.46 EUR (2023/10/04)

## Composition

Name  ISIN	Price	Diff %  Diff +/-	Performance 	Date Time	Turnover Pc.  Turnover Money 
ALLEGRO.EU SA LU2237380790	8.099	1.10% 0.09		24/07/17 09:31:12	- -
ANDRITZ AG AT0000730007	55.60	-0.98% -0.55		24/07/17 10:12:53	6,977 388,202.50
BANCA TRANSILVANIA SA ROTLVAACNOR1	33.20	0.91% 0.30		24/07/17 10:18:28	268,316 8,880,558.85
BANK POLSKA KASA OPIEKI S... PLPEKAO00016	38.42	0.44% 0.17		24/07/17 09:31:22	- -
BAWAG GROUP AG AT0000BAWAG2	65.80	-0.15% -0.10		24/07/17 10:18:03	4,858 320,055.25
CD PROJEKT S.A. PLOPTTC00011	37.90	2.24% 0.83		24/07/17 10:15:10	110 4,060.77
CEZ AS CZ0005112300	904.50	0.11% 1.00		24/07/17 10:16:19	7,610 6,900,767.00
DINO POLSKA SA PLDINPL00011	93.86	1.34% 1.24		24/07/17 09:51:06	- -
ERSTE GROUP BANK AG AT0000652011	47.05	-0.13% -0.06		24/07/17 10:17:36	30,458 1,433,091.87
EVN AG AT0000741053	29.40	-0.34% -0.10		24/07/17 10:14:44	5,172 152,318.15
KGHM POLSKA MIEDZ SA PLKGHM000017	34.17	1.33% 0.45		24/07/17 09:31:11	- -
KOMERCNI BANKA CZ0008019106	799.00	0.25% 2.00		24/07/17 10:13:35	16,200 12,943,338.00
KRKA DD NPV SI0031102120	150.00	0.33% 0.50		24/07/17 10:17:50	752 112,574.00
LPP SA PLLPP0000011	3,858.00	0.57% 22.00		24/07/17 09:31:22	- -
MBANK SA PLBRE0000012	144.05	-4.76% -7.20		24/07/17 08:19:12	- -
MOL HUNGARIAN OIL & GAS P... HU0000153937	2,842.00	0.50% 14.00		24/07/17 10:17:16	2,438 6,940,024.00
OMV AG AT0000743059	39.02	-0.56% -0.22		24/07/17 10:17:22	8,317 325,673.90
OMV PETROM S.A. RON0.1 ROSNPPACNOR9	0.784	0.32% 0.00		24/07/17 10:17:38	2,046,823 1,606,296.13
ORLEN SA PLPKN0000018	15.352	0.08% 0.01		24/07/17 09:43:56	15 230.28
OTP BANK PLC HU0000061726	18,280.00	0.44% 80.00		24/07/17 10:14:32	18,322 333,593,605.00
PGE POLSKA GRUPA ENERGETY... PLPGER000010	1.611	-4.14% -0.07		24/07/17 08:19:09	- -
POWSZECHNA KASA OSZCZEDNO... PLPKO0000016	13.825	0.40% 0.06		24/07/17 09:31:22	- -
POWSZECHNY ZAKLAD UBEZPIE... PLPZU0000011	11.56	-1.20% -0.14		24/07/17 09:42:10	50 578.00
RAIFFEISEN BANK INTERNATI... AT0000606306	17.45	0.98% 0.17		24/07/17 10:17:02	19,466 337,839.49
RICHTER GEDEON VEGYESZETI... HU0000123096	9,780.00	-0.10% -10.00		24/07/17 10:17:46	13,255 129,587,285.00

S.P.E.E.H. HIDROELECTRICA... RO4Q0Z5RO1B6	125.80	-1.87% -2.40		24/07/17 10:17:44	42,241 5,293,850.00
SANTANDER BANK POLSKA SA PLBZ00000044	127.10	-0.27% -0.35		24/07/17 09:31:21	- -
VERBUND AG AT0000746409	75.60	0.73% 0.55		24/07/17 10:08:04	9,538 714,101.65
VOESTALPINE AG AT0000937503	24.36	0.25% 0.06		24/07/17 10:05:47	15,145 366,912.30
WIENERBERGER AG AT0000831706	32.74	-0.06% -0.02		24/07/17 10:16:50	11,953 392,071.40