

AUSTRIA NTX(EUR)

ISIN: **AT0000496476** WKN: -

Overview

2024/06/21 17:50:00

Price

1,394.28 EURDifference  -0.69% (-9.71)

General attributes

ISIN AT0000496476

Symbol -

Country Europe

Instruments in index 30

Type of index -

Security type Index

Market data

Open 1,403.71 EUR

High 1,405.91 EUR

Low 1,393.16 EUR

Close (prev. day) 1,403.99 EUR

Trading volume (m) -

Volume (pcs) -

Top 5

Name 	Price	+ - (%) 	Trend 
OMV PETROM...	0.773	+1.38	
EVN AG	29.90	+1.36	
ANDRITZ AG	58.00	+0.87	
BANCA TRAN...	32.15	+0.63	
VERBUND AG	76.50	+0.59	

Intraday 1W 1M 6m 1Y 3Y

Flop 5

Name 	Price	+ - (%) 	Trend 
RAIFFEISEN...	16.39	-3.42	
ERSTE GROU...	43.41	-2.16	
BAWAG GROU...	58.80	-1.84	
WIENERBERG...	33.62	-1.52	
VOESTALPIN...	25.06	-1.49	

Intraday 1W 1M 6m 1Y 3Y

5Y














Information about previous performance does not guarantee future performance.

Source: FactSet

Recent research

on market

Date	Headline	Download 
2024/06/21	 Global Equity Ratings	
2024/06/20	 Bosnia and Herzegovina Growth to remain subdued ...	
2024/06/14	 Global Equity Ratings	
2024/06/06	 North Macedonia Growth still appears under press...	
2024/06/04	 Montenegro Growth to moderate after exceptional ...	

Futures and Options

Related Futures -

Related Options -

Details

2024/06/21 17:50:00

Price

1,394.28 EUR

Difference

**-0.69% (-9.71)**

General attributes

ISIN AT0000496476

Symbol -

Country Europe

Security type Index

Instruments in index 30

Market data

Open 1,403.71 EUR

High 1,405.91 EUR

Low 1,393.16 EUR

Close (prev. day) 1,403.99 EUR

Trading volume (m) -

Volume (pcs) -

Performance and Risk

	6m	1Y	3Y
Perf (%)	+7.45%	+20.26%	+15.63%
Perf (abs.)	+96.67	+234.87	+188.46
Beta	-	-	-
Volatility	12.13	13.03	19.93

1,375.00

1,250.00

1,125.00

1,000.00

875.00

750.00

2020

2021

2022

2023

2024

5Y

Information about previous performance does not guarantee future performance.

Source: FactSet

Price data

Ø price 5 days Ø volume 5 days (pcs.)	1,392.30 EUR (0)
Ø price 30 days Ø volume 30 days (pcs.)	1,413.79 EUR (0)
Ø price 100 days Ø volume 100 days (pcs.)	1,371.68 EUR (0)
Ø price 250 days Ø volume 250 days (pcs.)	1,269.18 EUR (0)
YTD High date	1,461.12 EUR (2024/05/20)
YTD Low date	1,248.77 EUR (2024/01/17)
52 Weeks High date	1,461.12 EUR (2024/05/20)
52 Weeks Low date	1,085.46 EUR (2023/10/04)

Composition

Name  ISIN	Price	Diff %  Diff +/-	Performance 	Date Time	Turnover Pc.  Turnover Money 
ALLEGRO.EU SA LU2237380790	8.171	-0.55% -0.05		24/06/21 19:31:34	- -
ANDRITZ AG AT0000730007	58.00	0.87% 0.50		24/06/21 17:35:01	296,685 17,168,478.00
BANCA TRANSILVANIA SA ROTLVAACNOR1	32.15	0.63% 0.20		24/06/21 16:58:41	497,827 15,989,041.35
BANK POLSKA KASA OPIEKI S... PLPEKAO00016	37.03	-0.05% -0.02		24/06/21 19:31:19	- -
BAWAG GROUP AG AT0000BAWAG2	58.80	-1.84% -1.10		24/06/21 17:35:15	388,248 22,806,402.30
CD PROJEKT S.A. PLOPTTC00011	31.84	1.53% 0.48		24/06/21 20:47:57	296 9,332.10
CEZ AS CZ0005112300	938.00	-0.27% -2.50		24/06/21 16:19:22	635,569 596,523,267.50
DINO POLSKA SA PLDINPL00011	95.34	1.88% 1.76		24/06/21 21:50:08	- -
ERSTE GROUP BANK AG AT0000652011	43.41	-2.16% -0.96		24/06/21 17:35:27	2,040,423 88,607,416.31
EVN AG AT0000741053	29.90	1.36% 0.40		24/06/21 17:35:06	181,949 5,425,575.30
KGHM POLSKA MIEDZ SA PLKGHM000017	33.12	-0.81% -0.27		24/06/21 20:25:43	50 1,656.00
KOMERCNI BANKA CZ0008019106	773.50	-0.13% -1.00		24/06/21 16:20:18	183,892 142,297,424.00
KRKA DD NPV SI0031102120	133.50	-3.26% -4.50		24/06/21 15:24:06	6,151 836,641.00
LPP SA PLLPP0000011	3,798.00	-0.68% -26.00		24/06/21 19:31:19	- -
MBANK SA PLBRE0000012	197.80	-% -		24/06/21 16:50:00	- -
MOL HUNGARIAN OIL & GAS P... HU0000153937	2,850.00	0.35% 10.00		24/06/21 17:20:00	1,905,583 5,429,907,728.00
OMV AG AT0000743059	39.20	-0.96% -0.38		24/06/21 17:35:28	874,881 34,318,809.14
OMV PETROM S.A. RON0.1 ROSNPPACNOR9	0.773	1.38% 0.01		24/06/21 16:51:49	16,904,324 13,080,981.28
ORLEN SA PLPKN0000018	14.966	-0.19% -0.03		24/06/21 19:31:35	1 15.38
OTP BANK PLC HU0000061726	17,640.00	0.23% 40.00		24/06/21 17:20:00	541,397 9,557,625,505.00
PGE POLSKA GRUPA ENERGETY... PLPGER000010	11.97	-% -		24/06/21 16:50:00	- -
POWSZECHNA KASA OSZCZEDNO... PLPKO0000016	13.795	-2.54% -0.36		24/06/21 19:31:19	- -
POWSZECHNY ZAKLAD UBEZPIE... PLPZU0000011	11.355	0.18% 0.02		24/06/21 20:02:43	8 91.00
RAIFFEISEN BANK INTERNATI... AT0000606306	16.39	-3.42% -0.58		24/06/21 17:36:55	678,714 11,133,231.20
RICHTER GEDEON VEGYESZETI... HU0000123096	9,300.00	-0.37% -35.00		24/06/21 17:20:00	302,246 2,812,088,345.00

S.P.E.E.H. HIDROELECTRICA... RO4Q0Z5RO1B6	122.10	-0.73% -0.90		24/06/21 16:50:24	86,791 10,659,730.30
SANTANDER BANK POLSKA SA PLBZ00000044	116.50	-0.72% -0.85		24/06/21 19:31:43	- -
VERBUND AG AT0000746409	76.50	0.59% 0.45		24/06/21 17:35:14	407,149 31,090,754.55
VOESTALPINE AG AT0000937503	25.06	-1.49% -0.38		24/06/21 17:35:02	451,715 11,356,938.18
WIENERBERGER AG AT0000831706	33.62	-1.52% -0.52		24/06/21 17:35:13	1,215,043 41,022,137.60