

## AUSTRIA NTX(EUR)

ISIN: **AT0000496476** WKN: -

## Overview

2024/06/14 17:50:00

Price

**1,361.19** EURDifference  -1.03% (-14.20)

## General attributes

ISIN AT0000496476

Symbol -

Country Europe

Instruments in index 30

Type of index -

Security type Index

## Market data

Open 1,375.13 EUR

High 1,377.71 EUR


Low 1,357.47 EUR

Close (prev. day) 1,375.39 EUR

Trading volume (m) -

Volume (pcs) -

## Top 5

Name	Price	+ - (%)	Trend
CEZ AS	951.50	+1.22	

Intraday 1W 1M 6m 1Y 3Y

## Flop 5

Name	Price	+ - (%)	Trend
ERSTE GROU...	42.02	-3.31	
BAWAG GROU...	57.00	-3.31	
VERBUND AG	73.55	-2.90	
ANDRITZ AG	59.10	-2.72	
RAIFFEISEN...	15.82	-2.65	

Intraday 1W 1M 6m 1Y 3Y

## Futures and Options

Related Futures -

Related Options -

5Y













Information about previous performance does not guarantee future performance.

Source: FactSet

## Recent research

on market

Date	Headline	Download
2024/06/14	 Global Equity Ratings	
2024/06/06	 North Macedonia   Growth still appears under press...	
2024/06/04	 Montenegro   Growth to moderate after exceptional ...	
2024/05/29	 Global Equity Ratings	
2024/04/26	 Global Equity Ratings	

## Details

2024/06/14 17:50:00

Price

**1,361.19** EURDifference  -1.03% (-14.20)

## General attributes

ISIN AT0000496476

Symbol -

Country Europe

Security type Index

Instruments in index 30

## Market data

Open 1,375.13 EUR

High 1,377.71 EUR

Low 1,357.47 EUR

Close (prev. day) 1,375.39 EUR

Trading volume (m) -

Volume (pcs) -

## Performance and Risk

	6m	1Y	3Y
Perf (%)	+5.67%	+16.89%	+10.32%
Perf (abs.)	+72.98	+196.72	+127.37
Beta	-	-	-
Volatility	11.88	12.96	19.92

5Y



Information about previous performance does not guarantee future performance.  
Source: FactSet

## Price data

Ø price 5 days   Ø volume 5 days (pcs.)	1,380.44 EUR (0)
Ø price 30 days   Ø volume 30 days (pcs.)	1,419.16 EUR (0)
Ø price 100 days   Ø volume 100 days (pcs.)	1,367.04 EUR (0)
Ø price 250 days   Ø volume 250 days (pcs.)	1,264.00 EUR (0)
YTD High   date	1,461.12 EUR (2024/05/20)
YTD Low   date	1,248.77 EUR (2024/01/17)
52 Weeks High   date	1,461.12 EUR (2024/05/20)
52 Weeks Low   date	1,085.46 EUR (2023/10/04)

## Composition

Name  ISIN	Price	Diff %  Diff +/-	Performance 	Date Time	Turnover Pc.  Turnover Money 
ALLEGRO.EU SA LU2237380790	8.014	-2.42% -0.20		24/06/14 19:31:22	- -
ANDRITZ AG AT0000730007	59.10	-2.72% -1.65		24/06/14 17:35:00	166,497 9,873,113.70
BANCA TRANSILVANIA SA ROTLVAACNOR1	31.50	-1.56% -0.50		24/06/14 16:56:00	193,239 6,159,458.35
BANK POLSKA KASA OPIEKI S... PLPEKAO00016	35.10	-0.28% -0.10		24/06/14 19:31:31	- -
BAWAG GROUP AG AT0000BAWAG2	57.00	-3.31% -1.95		24/06/14 17:35:10	224,118 12,819,260.20
CD PROJEKT S.A. PLOPTTC00011	30.35	0.53% 0.16		24/06/14 20:27:40	65 1,987.35
CEZ AS CZ0005112300	951.50	1.22% 11.50		24/06/14 16:17:21	103,514 98,017,965.50
DINO POLSKA SA PLDINPL00011	90.54	0.40% 0.36		24/06/14 21:50:08	- -
ERSTE GROUP BANK AG AT0000652011	42.02	-3.31% -1.44		24/06/14 17:35:15	874,359 36,893,539.14
EVN AG AT0000741053	29.20	-0.17% -0.05		24/06/14 17:35:07	100,650 2,942,198.60
KGHM POLSKA MIEDZ SA PLKGHM000017	31.98	-1.84% -0.60		24/06/14 19:31:44	- -
KOMERCNI BANKA CZ0008019106	763.00	-0.39% -3.00		24/06/14 16:16:21	109,581 83,934,781.50
KRKA DD NPV SI0031102120	139.00	1.09% 1.50		24/06/14 15:12:25	7,329 1,018,227.50
LPP SA PLLPP0000011	3,760.00	-1.62% -62.00		24/06/14 19:31:31	- -
MBANK SA PLBRE0000012	197.80	-% -		24/06/14 16:50:00	- -
MOL HUNGARIAN OIL & GAS P... HU0000153937	2,822.00	-0.49% -14.00		24/06/14 17:20:00	596,031 1,679,017,558.00
OMV AG AT0000743059	39.06	-0.56% -0.22		24/06/14 17:35:24	546,393 21,341,931.00
OMV PETROM S.A. RON0.1 ROSNPPACNOR9	0.75	-0.60% -0.00		24/06/14 16:59:41	7,472,847 5,641,092.95
ORLEN SA PLPKN0000018	14.286	-0.49% -0.07		24/06/14 19:31:22	7,000 100,828.00
OTP BANK PLC HU0000061726	17,275.00	-1.45% -255.00		24/06/14 17:19:59	317,441 5,520,210,450.00
PGE POLSKA GRUPA ENERGETY... PLPGER000010	11.97	-% -		24/06/14 16:50:00	- -
POWSZECHNA KASA OSZCZEDNO... PLPKO0000016	12.865	0.12% 0.02		24/06/14 19:31:32	- -
POWSZECHNY ZAKLAD UBEZPIE... PLPZU0000011	10.845	0.14% 0.02		24/06/14 19:30:31	- -
RAIFFEISEN BANK INTERNATI... AT0000606306	15.82	-2.65% -0.43		24/06/14 17:35:00	440,856 6,990,445.00
RICHTER GEDEON VEGYESZETI... HU0000123096	9,300.00	-0.11% -10.00		24/06/14 17:19:59	123,952 1,154,507,475.00

S.P.E.E.H. HIDROELECTRICA... RO4Q0Z5RO1B6	122.30	-0.57% -0.70		24/06/14 16:50:32	55,252 6,780,617.80
SANTANDER BANK POLSKA SA PLBZ00000044	111.25	-0.22% -0.25		24/06/14 19:31:31	- -
VERBUND AG AT0000746409	73.55	-2.90% -2.20		24/06/14 17:35:19	153,010 11,315,398.00
VOESTALPINE AG AT0000937503	24.62	-1.83% -0.46		24/06/14 17:35:15	275,983 6,839,915.30
WIENERBERGER AG AT0000831706	34.00	-1.11% -0.38		24/06/14 17:35:12	567,228 19,329,618.10