

AUSTRIA NTX(EUR)

ISIN: **AT0000496476** WKN: -

Overview

2024/06/04 17:50:00

Price

1,389.32 EURDifference  **-2.26%** (-32.07)

General attributes

ISIN AT0000496476

Symbol -

Country Europe

Instruments in index 30

Type of index -

Security type Index

Market data

Open 1,421.10 EUR

High 1,422.29 EUR

Low 1,389.32 EUR

Close (prev. day) 1,421.39 EUR

Trading volume (m) -

Volume (pcs) -

Top 5

Name 	Price	+ - (%) 	Trend 
S.P.E.E.H....	134.70	+1.35	
ANDRITZ AG	56.50	+0.27	
EVN AG	28.75	+0.17	
OMV PETROM...	0.70	+0.14	

Intraday **1W** 1M 6m 1Y 3Y

Flop 5

Name 	Price	+ - (%) 	Trend 
VOESTALPIN...	25.60	-3.03	
BAWAG GROU...	58.75	-2.89	
ERSTE GROU...	44.07	-2.35	
KOMERCNI B...	755.00	-2.33	
OTP BANK P...	17,200.00	-2.05	

5Y



Information about previous performance does not guarantee future performance.

Source: FactSet

Recent research

on market		
Date	Headline	Download
2024/06/04	 Montenegro Growth to moderate after exceptional ...	
2024/05/29	 Global Equity Ratings	
2024/04/26	 Global Equity Ratings	
2024/04/03	 Global Equity Ratings	
2024/03/26	 Global Strategy 2Q 2024	

Intraday 1W 1M 6m 1Y 3Y

Futures and Options

Related Futures -

Related Options -

Details

2024/06/04 17:50:00

Price

1,389.32 EURDifference  -2.26% (-32.07)

General attributes

ISIN AT0000496476

Symbol -

Country Europe

Security type Index

Instruments in index 30

Market data

Open 1,421.10 EUR

High 1,422.29 EUR

Low 1,389.32 EUR

Close (prev. day) 1,421.39 EUR

Trading volume (m) -

Volume (pcs) -

Performance and Risk

	6m	1Y	3Y
Perf (%)	+9.65%	+22.84%	+12.46%
Perf (abs.)	+122.32	+258.31	+153.93
Beta	-	-	-
Volatility	11.35	12.77	19.89






















Information about previous performance does not guarantee future performance.
Source: FactSet

Price data

Ø price 5 days Ø volume 5 days (pcs.)	1,405.47 EUR (0)
Ø price 30 days Ø volume 30 days (pcs.)	1,419.64 EUR (0)
Ø price 100 days Ø volume 100 days (pcs.)	1,357.30 EUR (0)
Ø price 250 days Ø volume 250 days (pcs.)	1,256.10 EUR (0)
YTD High date	1,461.12 EUR (2024/05/20)
YTD Low date	1,248.77 EUR (2024/01/17)
52 Weeks High date	1,461.12 EUR (2024/05/20)
52 Weeks Low date	1,085.46 EUR (2023/10/04)

Composition

Name  ISIN	Price	Diff %  Diff +/-	Performance 	Date Time	Turnover Pc.  Turnover Money 
ALLEGRO.EU SA LU2237380790	64.74	-% -		24/06/04 17:30:00	192,495 7,343,376.62
ANDRITZ AG AT0000730007	56.50	0.27% 0.15		24/06/04 17:35:07	79,505 4,486,333.55
BANCA TRANSILVANIA SA ROTLVAACNOR1	31.70	-0.63% -0.20		24/06/04 16:59:03	515,400 16,491,864.55
BANK POLSKA KASA OPIEKI S... PLPEKAO00016	54.45	-% -		24/06/04 16:50:00	- -
BAWAG GROUP AG AT0000BAWAG2	58.75	-2.89% -1.75		24/06/04 17:35:11	128,431 7,553,005.50
CD PROJEKT S.A. PLOPTTC00011	99.00	-% -		24/06/04 16:50:00	- -
CEZ AS CZ0005112300	946.00	-0.05% -0.50		24/06/04 16:21:01	171,926 163,054,804.50
DINO POLSKA SA PLDINPL00011	90.78	-3.30% -3.10		24/06/04 18:42:08	- -
ERSTE GROUP BANK AG AT0000652011	44.07	-2.35% -1.06		24/06/04 17:35:25	711,448 31,480,472.94
EVN AG AT0000741053	28.75	0.17% 0.05		24/06/04 17:35:27	71,782 2,063,909.55
KGHM POLSKA MIEDZ SA PLKGHM000017	34.32	-4.29% -1.54		24/06/04 17:42:54	258 8,964.52
KOMERCNI BANKA CZ0008019106	755.00	-2.33% -18.00		24/06/04 16:24:56	299,883 228,306,722.50
KRKA DD NPV SI0031102120	130.00	-0.38% -0.50		24/06/04 15:24:47	2,172 283,296.00
LPP SA PLLPP0000011	9,010.00	-% -		24/06/04 16:50:00	- -
MBANK SA PLBRE0000012	197.80	-% -		24/06/04 16:50:00	- -
MOL HUNGARIAN OIL & GAS P... HU0000153937	2,794.00	-0.92% -26.00		24/06/04 17:20:00	436,897 1,222,644,104.00
OMV AG AT0000743059	45.12	-1.83% -0.84		24/06/04 17:35:01	709,333 32,184,622.82
OMV PETROM S.A. RON0.1 ROSNPPACNOR9	0.70	0.14% 0.00		24/06/04 16:54:35	2,644,143 1,852,679.97
ORLEN SA PLPKN0000018	109.40	-% -		24/06/04 16:50:00	- -
OTP BANK PLC HU0000061726	17,200.00	-2.05% -360.00		24/06/04 17:19:59	444,628 7,686,509,495.00
PGE POLSKA GRUPA ENERGETY... PLPGER000010	11.97	-% -		24/06/04 16:50:00	- -
POWSZECHNA KASA OSZCZEDNO... PLPKO0000016	22.59	-% -		24/06/04 16:50:00	- -
POWSZECHNY ZAKLAD UBEZPIE... PLPZU0000011	42.09	-% -		24/06/04 16:50:00	- -
RAIFFEISEN BANK INTERNATI... AT0000606306	16.81	-1.41% -0.24		24/06/04 17:35:22	304,657 5,126,693.75
RICHTER GEDEON VEGYESZETI... HU0000123096	9,510.00	-1.96% -190.00		24/06/04 17:20:00	352,088 3,381,524,245.00

S.P.E.E.H. HIDROELECTRICA... RO4Q0Z5RO1B6	134.70	1.35% 1.80	■	24/06/04 16:50:10	31,577 4,236,853.70
SANTANDER BANK POLSKA SA PLBZ00000044	395.55	-% -		24/06/04 16:50:00	- -
VERBUND AG AT0000746409	76.20	-1.68% -1.30		24/06/04 17:35:23	165,446 12,623,089.00
VOESTALPINE AG AT0000937503	25.60	-3.03% -0.80		24/06/04 17:35:17	391,180 10,078,570.66
WIENERBERGER AG AT0000831706	33.90	-2.02% -0.70		24/06/04 17:35:28	302,963 10,341,869.10