

AUSTRIA NTX(EUR)

ISIN: **AT0000496476** WKN: -

Overview

2024/05/23 17:50:00

Price

1,445.81 EURDifference  -0.02% (-0.22)

General attributes

ISIN AT0000496476

Symbol -

Country Europe

Instruments in index 30

Type of index -

Security type Index

Market data

Open 1,446.31 EUR

High 1,452.10 EUR

Low 1,438.25 EUR

Close (prev. day) 1,446.03 EUR

Trading volume (m) -

Volume (pcs) -

Top 5

Name 	Price	+ - (%)	Trend 
RICHTER GE...	9,255.00	+1.70	
BAWAG GROU...	61.45	+1.32	
CEZ AS	940.00	+1.08	
OMV AG	47.06	+1.03	
VOESTALPIN...	26.74	+0.75	

Intraday **1W** 1M 6m 1Y 3Y

Flop 5

Name 	Price	+ - (%)	Trend 
MOL HUNGAR...	3,044.00	-0.85	
WIENERBERG...	35.12	-0.51	
KOMERCNI B...	780.00	-0.38	
EVN AG	28.90	-0.34	
ERSTE GROU...	47.20	-0.21	











5Y



Information about previous performance does not guarantee future performance.

Source: FactSet

Recent research

on market		
Date	Headline	Download
2024/04/26	 Global Equity Ratings	
2024/04/03	 Global Equity Ratings	
2024/03/26	 Global Strategy 2Q 2024	
2024/03/13	 Global Equity Ratings	
2024/02/22	 Global Equity Ratings	

Intraday 1W 1M 6m 1Y 3Y

Futures and Options

Related Futures -

Related Options -

Details

2024/05/23 17:50:00

Price

1,445.81 EUR

Difference

**-0.02%** (-0.22)

General attributes

ISIN AT0000496476

Symbol -

Country Europe

Security type Index

Instruments in index 30

Market data

Open 1,446.31 EUR

High 1,452.10 EUR

Low 1,438.25 EUR

Close (prev. day) 1,446.03 EUR

Trading volume (m) -

Volume (pcs) -

Performance and Risk

	6m	1Y	3Y
Perf (%)	+17.18%	+28.33%	+21.60%
Perf (abs.)	+211.96	+319.20	+256.83
Beta	-	-	-
Volatility	10.89	12.97	19.80



5Y

Information about previous performance does not guarantee future performance.

Source: FactSet

Price data

Ø price 5 days Ø volume 5 days (pcs.)	1,450.98 EUR (0)
Ø price 30 days Ø volume 30 days (pcs.)	1,407.23 EUR (0)
Ø price 100 days Ø volume 100 days (pcs.)	1,347.01 EUR (0)
Ø price 250 days Ø volume 250 days (pcs.)	1,247.64 EUR (0)
YTD High date	1,461.12 EUR (2024/05/20)
YTD Low date	1,248.77 EUR (2024/01/17)
52 Weeks High date	1,461.12 EUR (2024/05/20)
52 Weeks Low date	1,080.78 EUR (2023/05/31)

Composition

Name  ISIN	Price	Diff %  Diff +/-	Performance 	Date Time	Turnover Pc.  Turnover Money 
ALLEGRO.EU SA LU2237380790	8.96	5.99% 0.51		24/05/23 19:31:28	- -
ANDRITZ AG AT0000730007	55.60	0.72% 0.40		24/05/23 17:35:12	93,537 5,207,632.30
BANCA TRANSILVANIA SA ROTLVAACNOR1	30.95	0.16% 0.05		24/05/23 16:50:54	420,386 12,997,015.80
BANK POLSKA KASA OPIEKI S... PLPEKAO00016	37.73	4.14% 1.50		24/05/23 19:31:38	- -
BAWAG GROUP AG AT0000BAWAG2	61.45	1.32% 0.80		24/05/23 17:35:24	149,628 9,171,662.90
CD PROJEKT S.A. PLOPTTC00011	33.04	-1.58% -0.53		24/05/23 19:31:28	75 2,482.50
CEZ AS CZ0005112300	940.00	1.08% 10.00		24/05/23 16:17:26	133,282 124,978,678.00
DINO POLSKA SA PLDINPL00011	96.60	0.23% 0.22		24/05/23 19:33:08	- -
ERSTE GROUP BANK AG AT0000652011	47.20	-0.21% -0.10		24/05/23 17:35:08	466,506 22,026,884.00
EVN AG AT0000741053	28.90	-0.34% -0.10		24/05/23 17:35:04	149,845 4,330,118.70
KGHM POLSKA MIEDZ SA PLKGHM000017	36.49	-2.22% -0.83		24/05/23 19:31:28	- -
KOMERCNI BANKA CZ0008019106	780.00	-0.38% -3.00		24/05/23 16:18:45	117,064 91,184,879.50
KRKA DD NPV SI0031102120	127.00	1.20% 1.50		24/05/23 14:56:19	9,578 1,207,993.50
LPP SA PLLPP0000011	3,974.00	0.61% 24.00		24/05/23 19:31:38	- -
MBANK SA PLBRE0000012	197.80	-% -		24/05/23 16:50:00	- -
MOL HUNGARIAN OIL & GAS P... HU0000153937	3,044.00	-0.85% -26.00		24/05/23 17:20:00	1,130,475 3,458,024,634.00
OMV AG AT0000743059	47.06	1.03% 0.48		24/05/23 17:35:04	355,705 16,713,213.74
OMV PETROM S.A. RON0.1 ROSNPPACNOR9	0.684	0.51% 0.00		24/05/23 16:58:14	2,684,842 1,831,737.92
ORLEN SA PLPKN0000018	15.59	-7.54% -1.27		24/05/23 19:31:29	- -
OTP BANK PLC HU0000061726	18,010.00	0.73% 130.00		24/05/23 17:20:00	366,846 6,606,713,925.00
PGE POLSKA GRUPA ENERGETY... PLPGER000010	11.97	-% -		24/05/23 16:50:00	- -
POWSZECHNA KASA OSZCZEDNO... PLPKO0000016	13.47	2.24% 0.30		24/05/23 19:31:38	- -
POWSZECHNY ZAKLAD UBEZPIE... PLPZU0000011	11.96	-0.54% -0.07		24/05/23 19:30:32	- -
RAIFFEISEN BANK INTERNATI... AT0000606306	17.07	0.29% 0.05		24/05/23 17:35:21	296,946 5,082,860.39
RICHTER GEDEON VEGYESZETI... HU0000123096	9,255.00	1.70% 155.00		24/05/23 17:19:59	351,850 3,240,563,890.00

S.P.E.E.H. HIDROELECTRICA... RO4Q0Z5RO1B6	134.50	0.00% 0.00		24/05/23 16:50:16	24,817 3,344,555.30
SANTANDER BANK POLSKA SA PLBZ00000044	118.95	0.93% 1.10	█	24/05/23 19:31:37	- -
VERBUND AG AT0000746409	76.45	-0.07% -0.05		24/05/23 17:35:16	242,652 18,577,522.70
VOESTALPINE AG AT0000937503	26.74	0.75% 0.20	█	24/05/23 17:35:05	156,715 4,186,993.52
WIENERBERGER AG AT0000831706	35.12	-0.51% -0.18		24/05/23 17:35:06	227,809 7,995,068.74