

## AUSTRIA NTX(EUR)

ISIN: **AT0000496476** WKN: -

## Overview

2024/05/17 17:50:00

Price

**1,450.11** EURDifference  0.51% (7.35)

## General attributes

ISIN AT0000496476

Symbol -

Country Europe

Instruments in index 30

Type of index -

Security type Index

## Market data

Open 1,442.87 EUR

High 1,450.63 EUR

Low 1,434.39 EUR

Close (prev. day) 1,442.76 EUR

Trading volume (m) -

Volume (pcs) -

## Top 5

Name 	Price	+ - (%) 	Trend 
BAWAG GROU...	60.15	+3.53 	
ERSTE GROU...	47.52	+2.50 	
OMV AG	47.50	+1.50 	
VOESTALPIN...	26.14	+0.93 	
RAIFFEISEN...	17.59	+0.86 	

Intraday 1W 1M 6m 1Y 3Y

## Flop 5

Name 	Price	+ - (%) 	Trend 
RICHTER GE...	9,285.00	-1.64 	
OTP BANK P...	18,005.00	-1.53 	
CEZ AS	914.00	-0.76 	
EVN AG	29.10	-0.34 	
VERBUND	72.35	-0.21 	

5Y



Information about previous performance does not guarantee future performance.

Source: FactSet

## Recent research

on market

Date	Headline	Download
2024/04/26	 Global Equity Ratings	
2024/04/03	 Global Equity Ratings	
2024/03/26	 Global Strategy 2Q 2024	
2024/03/13	 Global Equity Ratings	
2024/02/22	 Global Equity Ratings	

AG

Intraday	1W	1M	6m	1Y	3Y
----------	----	----	----	----	----

**Futures and Options**

Related Futures -

Related Options -

## Details

2024/05/17 17:50:00

Price

**1,450.11** EUR

Difference



0.51% (7.35)

## General attributes

ISIN AT0000496476

Symbol -

Country Europe

Security type Index

Instruments in index 30

## Market data

Open 1,442.87 EUR

High 1,450.63 EUR

Low 1,434.39 EUR

Close (prev. day) 1,442.76 EUR

Trading volume (m) -

Volume (pcs) -

## Performance and Risk

	6m	1Y	3Y
Perf (%)	+17.28%	+30.42%	+23.96%
Perf (abs.)	+213.65	+338.27	+280.30
Beta	-	-	-
Volatility	10.86	13.12	19.83













Information about previous performance does not guarantee future performance.

Source: FactSet

## Price data

Ø price 5 days   Ø volume 5 days (pcs.)	1,441.87 EUR (0)
Ø price 30 days   Ø volume 30 days (pcs.)	1,399.03 EUR (0)
Ø price 100 days   Ø volume 100 days (pcs.)	1,340.85 EUR (0)
Ø price 250 days   Ø volume 250 days (pcs.)	1,242.51 EUR (0)
YTD High   date	1,450.63 EUR (2024/05/17)
YTD Low   date	1,248.77 EUR (2024/01/17)
52 Weeks High   date	1,450.63 EUR (2024/05/17)
52 Weeks Low   date	1,080.78 EUR (2023/05/31)

## Composition

Name  ISIN	Price	Diff %  Diff +/-	Performance 	Date Time	Turnover Pc.  Turnover Money 
ALLEGRO.EU SA LU2237380790	8.713	1.48% 0.13		24/05/17 19:31:40	- -
ANDRITZ AG AT0000730007	54.25	0.84% 0.45		24/05/17 17:35:14	50,176 2,717,802.10
BANCA TRANSILVANIA SA ROTLVAACNOR1	30.10	0.17% 0.05		24/05/17 16:59:27	507,223 15,292,780.65
BANK POLSKA KASA OPIEKI S... PLPEKAO00016	37.45	-1.76% -0.67		24/05/17 19:31:27	- -
BAWAG GROUP AG AT0000BAWAG2	60.15	3.53% 2.05		24/05/17 17:35:07	181,755 10,819,327.65
CD PROJEKT S.A. PLOPTTC00011	32.35	-1.97% -0.65		24/05/17 20:03:50	60 1,977.50
CEZ AS CZ0005112300	914.00	-0.76% -7.00		24/05/17 16:23:46	111,413 102,108,139.50
DINO POLSKA SA PLDINPL00011	95.30	-0.06% -0.06		24/05/17 19:33:08	- -
ERSTE GROUP BANK AG AT0000652011	47.52	2.50% 1.16		24/05/17 17:35:28	790,237 37,241,581.63
EVN AG AT0000741053	29.10	-0.34% -0.10		24/05/17 17:35:03	189,265 5,505,262.10
KGHM POLSKA MIEDZ SA PLKGHM000017	38.26	4.31% 1.58		24/05/17 19:31:40	- -
KOMERCNI BANKA CZ0008019106	784.50	-0.19% -1.50		24/05/17 16:15:01	88,535 69,675,813.50
KRKA DD NPV SI0031102120	126.00	-% -		24/05/17 14:42:00	6,224 782,186.50
LPP SA PLLPP0000011	4,084.00	0.49% 20.00		24/05/17 19:31:27	- -
MBANK SA PLBRE0000012	197.80	-% -		24/05/17 16:50:00	- -
MOL HUNGARIAN OIL & GAS P... HU0000153937	3,026.00	-0.13% -4.00		24/05/17 17:19:59	625,641 1,898,395,270.00
OMV AG AT0000743059	47.50	1.50% 0.70		24/05/17 17:35:25	440,367 20,888,033.60
OMV PETROM S.A. RON0.1 ROSNPPACNOR9	0.683	0.44% 0.00		24/05/17 16:59:51	6,708,032 4,587,266.92
ORLEN SA PLPKN0000018	16.348	1.58% 0.25		24/05/17 19:31:41	- -
OTP BANK PLC HU0000061726	18,005.00	-1.53% -280.00		24/05/17 17:20:00	434,461 7,839,793,305.00
PGE POLSKA GRUPA ENERGETY... PLPGER000010	11.97	-% -		24/05/17 16:50:00	- -
POWSZECHNA KASA OSZCZEDNO... PLPKO0000016	13.17	-0.64% -0.09		24/05/17 19:31:27	- -
POWSZECHNY ZAKLAD UBEZPIE... PLPZU0000011	12.785	1.67% 0.21		24/05/17 19:30:23	- -
RAIFFEISEN BANK INTERNATI... AT0000606306	17.59	0.86% 0.15		24/05/17 17:35:20	339,863 5,976,420.38
RICHTER GEDEON VEGYESZETI... HU0000123096	9,285.00	-1.64% -155.00		24/05/17 17:20:00	304,760 2,833,958,655.00

S.P.E.E.H. HIDROELECTRICA... RO4Q0Z5RO1B6	134.40	0.07% 0.10		24/05/17 16:55:37	60,982 8,198,882.00
SANTANDER BANK POLSKA SA PLBZ00000044	117.00	0.30% 0.35		24/05/17 19:31:27	- -
VERBUND AG AT0000746409	72.35	-0.21% -0.15		24/05/17 17:35:11	82,679 5,985,708.85
VOESTALPINE AG AT0000937503	26.14	0.93% 0.24		24/05/17 17:35:10	189,441 4,949,497.16
WIENERBERGER AG AT0000831706	35.40	-0.17% -0.06		24/05/17 17:36:06	412,209 14,592,922.10