

AUSTRIA NTX(EUR)

ISIN: **AT0000496476** WKN: -

Overview

2024/05/10 17:50:00

Price

1,425.15 EURDifference  -0.62% (-8.94)

General attributes

ISIN AT0000496476

Symbol -

Country Europe

Instruments in index 30

Type of index -

Security type Index

Market data

Open 1,433.71 EUR

High 1,440.47 EUR

Low 1,425.15 EUR

Close (prev. day) 1,434.09 EUR

Trading volume (m) -




Volume (pcs) -

Top 5

Name 	Price	+ - (%)	Trend 
WIENERBERG...	35.32	+1.55	
ANDRITZ AG	54.25	+1.31	
MOL HUNGAR...	3,076.00	+1.18	
RAIFFEISEN...	17.75	+0.97	
VOESTALPIN...	25.48	+0.95	

Intraday 1W 1M 6m 1Y 3Y

Flop 5

Name 	Price	+ - (%)	Trend 
CEZ AS	902.50	-1.15	
OTP BANK P...	18,315.00	-0.46	
KOMERCNI B...	796.50	-0.19	

Intraday 1W 1M 6m 1Y 3Y










5Y



Information about previous performance does not guarantee future performance.

Source: FactSet

Recent research

on market		
Date	Headline	Download
2024/04/26	 Global Equity Ratings	
2024/04/03	 Global Equity Ratings	
2024/03/26	 Global Strategy 2Q 2024	
2024/03/13	 Global Equity Ratings	
2024/02/22	 Global Equity Ratings	

Futures and Options

Related Futures -

Related Options -

Details

2024/05/10 17:50:00

Price

1,425.15 EURDifference  -0.62% (-8.94)

General attributes

ISIN AT0000496476

Symbol -

Country Europe

Security type Index

Instruments in index 30

Market data

Open 1,433.71 EUR

High 1,440.47 EUR

Low 1,425.15 EUR

Close (prev. day) 1,434.09 EUR

Trading volume (m) -

Volume (pcs) -

Performance and Risk

	6m	1Y	3Y
Perf (%)	+18.45%	+26.70%	+24.56%
Perf (abs.)	+221.95	+300.30	+281.03
Beta	-	-	-
Volatility	11.57	13.13	19.84



Information about previous performance does not guarantee future performance.
Source: FactSet

Price data

Ø price 5 days Ø volume 5 days (pcs.)	1,424.54 EUR (0)
Ø price 30 days Ø volume 30 days (pcs.)	1,388.13 EUR (0)
Ø price 100 days Ø volume 100 days (pcs.)	1,334.34 EUR (0)
Ø price 250 days Ø volume 250 days (pcs.)	1,235.57 EUR (0)
YTD High date	1,440.47 EUR (2024/05/10)
YTD Low date	1,248.77 EUR (2024/01/17)
52 Weeks High date	1,440.47 EUR (2024/05/10)
52 Weeks Low date	1,080.78 EUR (2023/05/31)

Composition

Name  ISIN	Price	Diff %  Diff +/-	Performance 	Date Time	Turnover Pc.  Turnover Money 
ALLEGRO.EU SA LU2237380790	8.437	1.81% 0.15		24/05/10 19:31:35	- -
ANDRITZ AG AT0000730007	54.25	1.31% 0.70		24/05/10 17:35:14	62,670 3,394,586.55
BANCA TRANSILVANIA SA ROTLVAACNOR1	29.15	0.00% 0.00		24/05/10 16:51:44	249,169 7,294,017.95
BANK POLSKA KASA OPIEKI S... PLPEKAO00016	37.93	-4.07% -1.61		24/05/10 19:31:22	- -
BAWAG GROUP AG AT0000BAWAG2	58.75	0.17% 0.10		24/05/10 17:35:05	88,948 5,225,424.20
CD PROJEKT S.A. PLOPTTC00011	30.29	-0.69% -0.21		24/05/10 19:46:00	2,060 63,195.94
CEZ AS CZ0005112300	902.50	-1.15% -10.50		24/05/10 16:16:14	253,223 231,073,566.50
DINO POLSKA SA PLDINPL00011	90.92	-1.69% -1.56		24/05/10 21:50:07	- -
ERSTE GROUP BANK AG AT0000652011	45.70	0.44% 0.20		24/05/10 17:42:05	378,669 17,298,913.66
EVN AG AT0000741053	29.10	0.00% 0.00		24/05/10 17:36:07	103,872 3,022,897.70
KGHM POLSKA MIEDZ SA PLKGHM000017	35.08	0.75% 0.26		24/05/10 19:50:47	122 4,303.90
KOMERCNI BANKA CZ0008019106	796.50	-0.19% -1.50		24/05/10 16:20:11	149,920 119,183,476.50
KRKA DD NPV SI0031102120	126.00	1.20% 1.50		24/05/10 15:24:51	3,032 383,437.00
LPP SA PLLPP0000011	3,900.00	-1.07% -42.00		24/05/10 19:31:22	- -
MBANK SA PLBRE0000012	197.80	-% -		24/05/10 16:50:00	- -
MOL HUNGARIAN OIL & GAS P... HU0000153937	3,076.00	1.18% 36.00		24/05/10 17:20:00	518,655 1,590,418,254.00
OMV AG AT0000743059	46.84	0.82% 0.38		24/05/10 17:35:18	465,669 21,833,292.06
OMV PETROM S.A. RON0.1 ROSNPPACNOR9	0.708	0.07% 0.00		24/05/10 16:59:45	13,883,605 9,809,714.34
ORLEN SA PLPKN0000018	16.024	0.67% 0.11		24/05/10 20:27:05	2,116 33,791.79
OTP BANK PLC HU0000061726	18,315.00	-0.46% -85.00		24/05/10 17:19:59	321,534 5,924,983,530.00
PGE POLSKA GRUPA ENERGETY... PLPGER000010	11.97	-% -		24/05/10 16:50:00	- -
POWSZECHNA KASA OSZCZEDNO... PLPKO0000016	13.25	-5.02% -0.70		24/05/10 19:31:22	- -
POWSZECHNY ZAKLAD UBEZPIE... PLPZU0000011	11.925	-3.64% -0.45		24/05/10 19:30:31	- -
RAIFFEISEN BANK INTERNATI... AT0000606306	17.75	0.97% 0.17		24/05/10 17:35:10	347,737 6,165,646.23
RICHTER GEDEON VEGYESZETI... HU0000123096	9,650.00	0.84% 80.00		24/05/10 17:20:00	99,377 956,222,565.00

S.P.E.E.H. HIDROELECTRICA... RO4Q0Z5RO1B6	134.30	0.22% 0.30		24/05/10 16:59:19	93,315 12,524,329.80
SANTANDER BANK POLSKA SA PLBZ00000044	125.75	-4.08% -5.35		24/05/10 19:31:21	- -
VERBUND AG AT0000746409	71.15	0.85% 0.60		24/05/10 17:43:00	186,503 13,321,093.55
VOESTALPINE AG AT0000937503	25.48	0.95% 0.24		24/05/10 17:35:23	158,126 4,039,702.14
WIENERBERGER AG AT0000831706	35.32	1.55% 0.54		24/05/10 17:35:06	284,230 10,021,821.54