

## AUSTRIA NTX(EUR)

ISIN: **AT0000496476** WKN: -

## Overview

2024/05/09 17:50:00

Price

**1,434.09** EURDifference  0.74% (10.52)

## General attributes

ISIN AT0000496476

Symbol -

Country Europe

Instruments in index 30

Type of index -

Security type Index

## Market data

Open 1,423.28 EUR

High 1,436.85 EUR

Low 1,423.28 EUR

Close (prev. day) 1,423.57 EUR

Trading volume (m) -









Volume (pcs) -

## Top 5

Name 	Price	+ - (%) 	Trend 
OMV AG	46.46	+2.47 	
CEZ AS	913.00	+2.41 	
VOESTALPIN...	25.24	+2.19 	
RAIFFEISEN...	17.58	+2.15 	
VERBUND AG	70.55	+1.88 	

Intraday 1W 1M 6m 1Y 3Y

## Flop 5

Name 	Price	+ - (%) 	Trend 
MOL HUNGAR...	3,040.00	-0.78 	
S.P.E.E.H....	134.00	-0.37 	
ERSTE GROU...	45.50	-0.02 	

Intraday 1W 1M 6m 1Y 3Y

5Y



Information about previous performance does not guarantee future performance.

Source: FactSet

## Recent research

on market

Date	Headline	Download 
2024/04/26	 Global Equity Ratings	
2024/04/03	 Global Equity Ratings	
2024/03/26	 Global Strategy 2Q 2024	
2024/03/13	 Global Equity Ratings	
2024/02/22	 Global Equity Ratings	

**Futures and Options**

**Related Futures** -

**Related Options** -

## Details

2024/05/09 17:50:00

Price

**1,434.09** EURDifference  0.74% (10.52)

## General attributes

ISIN AT0000496476

Symbol -

Country Europe

Security type Index

Instruments in index 30

## Market data

Open 1,423.28 EUR

High 1,436.85 EUR

Low 1,423.28 EUR

Close (prev. day) 1,423.57 EUR

Trading volume (m) -

Volume (pcs) -

## Performance and Risk

	6m	1Y	3Y
Perf (%)	+18.53%	+27.46%	+26.54%
Perf (abs.)	+224.19	+308.97	+300.75
Beta	-	-	-
Volatility	11.52	13.14	19.84





























Information about previous performance does not guarantee future performance.

Source: FactSet

## Price data

Ø price 5 days   Ø volume 5 days (pcs.)	1,417.55 EUR (0)
Ø price 30 days   Ø volume 30 days (pcs.)	1,386.75 EUR (0)
Ø price 100 days   Ø volume 100 days (pcs.)	1,332.98 EUR (0)
Ø price 250 days   Ø volume 250 days (pcs.)	1,234.29 EUR (0)
YTD High   date	1,436.85 EUR (2024/05/09)
YTD Low   date	1,248.77 EUR (2024/01/17)
52 Weeks High   date	1,436.85 EUR (2024/05/09)
52 Weeks Low   date	1,080.78 EUR (2023/05/31)

## Composition

Name  ISIN	Price	Diff %  Diff +/-	Performance 	Date Time	Turnover Pc.  Turnover Money 
ALLEGRO.EU SA LU2237380790	8.287	2.38% 0.19		24/05/09 19:57:47	- -
ANDRITZ AG AT0000730007	53.55	0.28% 0.15		24/05/09 17:35:27	37,557 2,010,219.65
BANCA TRANSILVANIA SA ROTLVAACNOR1	29.15	0.52% 0.15		24/05/09 16:56:33	168,757 4,906,206.35
BANK POLSKA KASA OPIEKI S... PLPEKAO00016	39.54	-0.03% -0.01		24/05/09 19:58:01	- -
BAWAG GROUP AG AT0000BAWAG2	58.65	0.00% 0.00		24/05/09 17:35:00	31,337 1,836,427.00
CD PROJEKT S.A. PLOPTTC00011	30.20	0.33% 0.10		24/05/09 19:57:31	- -
CEZ AS CZ0005112300	913.00	2.41% 21.50		24/05/09 16:23:13	271,459 245,463,186.00
DINO POLSKA SA PLDINPL00011	90.68	-0.33% -0.30		24/05/09 19:57:25	- -
ERSTE GROUP BANK AG AT0000652011	45.50	-0.02% -0.01		24/05/09 17:35:01	348,201 15,832,205.81
EVN AG AT0000741053	29.10	0.52% 0.15		24/05/09 17:35:19	80,196 2,329,884.10
KGHM POLSKA MIEDZ SA PLKGHM000017	34.43	1.95% 0.66		24/05/09 19:58:47	- -
KOMERCNI BANKA CZ0008019106	798.00	0.00% 0.00		24/05/09 16:17:34	207,384 165,048,510.50
KRKA DD NPV SI0031102120	124.50	-0.40% -0.50		24/05/09 15:24:44	3,557 444,005.50
LPP SA PLLPP0000011	3,942.00	4.95% 186.00		24/05/09 19:56:57	- -
MBANK SA PLBRE0000012	197.80	-% -		24/05/09 16:50:00	- -
MOL HUNGARIAN OIL & GAS P... HU0000153937	3,040.00	-0.78% -24.00		24/05/09 17:20:00	579,706 1,764,902,734.00
OMV AG AT0000743059	46.46	2.47% 1.12		24/05/09 17:35:21	414,453 19,163,780.98
OMV PETROM S.A. RON0.1 ROSNPPACNOR9	0.7075	1.07% 0.01		24/05/09 16:57:45	6,275,597 4,425,488.14
ORLEN SA PLPKN0000018	15.612	0.28% 0.04		24/05/09 19:59:10	- -
OTP BANK PLC HU0000061726	18,400.00	0.35% 65.00		24/05/09 17:20:01	438,638 8,076,474,615.00
PGE POLSKA GRUPA ENERGETY... PLPGER000010	11.97	-% -		24/05/09 16:50:00	- -
POWSZECHNA KASA OSZCZEDNO... PLPKO0000016	13.95	0.58% 0.08		24/05/09 19:59:12	- -
POWSZECHNY ZAKLAD UBEZPIE... PLPZU0000011	12.375	1.39% 0.17		24/05/09 19:57:33	- -
RAIFFEISEN BANK INTERNATI... AT0000606306	17.58	2.15% 0.37		24/05/09 17:35:10	422,166 7,411,683.06
RICHTER GEDEON VEGYESZETI... HU0000123096	9,570.00	0.21% 20.00		24/05/09 17:20:01	297,486 2,848,412,595.00

S.P.E.E.H. HIDROELECTRICA... RO4Q0Z5RO1B6	134.00	-0.37% -0.50		24/05/09 16:55:48	61,463 8,243,297.60
SANTANDER BANK POLSKA SA PLBZ00000044	131.10	-0.08% -0.10		24/05/09 19:57:58	- -
VERBUND AG AT0000746409	70.55	1.88% 1.30	█	24/05/09 17:35:19	72,461 5,097,171.20
VOESTALPINE AG AT0000937503	25.24	2.19% 0.54	█	24/05/09 17:35:04	97,444 2,451,317.66
WIENERBERGER AG AT0000831706	35.68	0.51% 0.18	█	24/05/09 17:37:40	320,323 11,429,694.64