

## AUSTRIA NTX(EUR)

ISIN: **AT0000496476** WKN: -

## Overview

2024/05/08 17:50:00

Price

**1,423.57** EURDifference  0.07% (1.04)

## General attributes

ISIN AT0000496476

Symbol -

Country Europe

Instruments in index 30

Type of index -

Security type Index

## Market data

Open 1,421.54 EUR

High 1,424.29 EUR




Low 1,415.60 EUR

Close (prev. day) 1,422.53 EUR

Trading volume (m) -

Volume (pcs) -

## Top 5

Name 	Price	+ - (%)	Trend 
KOMERCNI B...	798.00	+2.18	
MOL HUNGAR...	3,064.00	+2.13	
CEZ AS	891.50	+2.12	
OMV AG	45.34	+0.98	
RICHTER GE...	9,550.00	+0.79	

Intraday **1W** 1M 6m 1Y 3Y

## Flop 5

Name 	Price	+ - (%)	Trend 
VOESTALPIN...	24.70	-3.36	
VERBUND AG	69.25	-3.15	
OTP BANK P...	18,335.00	-1.42	
BAWAG GROU...	58.65	-0.85	

5Y



Information about previous performance does not guarantee future performance.

Source: FactSet

## Recent research

on market			
Date		Headline	Download
2024/04/26		Global Equity Ratings	
2024/04/03		Global Equity Ratings	
2024/03/26		Global Strategy 2Q 2024	
2024/03/13		Global Equity Ratings	
2024/02/22		Global Equity Ratings	

ERSTE GROU...	45.51	-0.74	↔		
Intraday	1W	1M	6m	1Y	3Y

**Futures and Options**

Related Futures	-
Related Options	-

## Details

2024/05/08 17:50:00

Price

**1,423.57** EUR

Difference



0.07% (1.04)

## General attributes

ISIN AT0000496476

Symbol -

Country Europe

Security type Index

Instruments in index 30

## Market data

Open 1,421.54 EUR

High 1,424.29 EUR

Low 1,415.60 EUR

Close (prev. day) 1,422.53 EUR

Trading volume (m) -

Volume (pcs) -

## Performance and Risk

	6m	1Y	3Y
Perf (%)	+19.08%	+26.05%	+25.61%
Perf (abs.)	+228.06	+294.22	+290.23
Beta	-	-	-
Volatility	11.53	13.12	19.85






Information about previous performance does not guarantee future performance.

Source: FactSet

## Price data

Ø price 5 days   Ø volume 5 days (pcs.)	1,409.46 EUR (0)
Ø price 30 days   Ø volume 30 days (pcs.)	1,384.07 EUR (0)
Ø price 100 days   Ø volume 100 days (pcs.)	1,331.53 EUR (0)
Ø price 250 days   Ø volume 250 days (pcs.)	1,232.92 EUR (0)
YTD High   date	1,424.29 EUR (2024/05/08)
YTD Low   date	1,248.77 EUR (2024/01/17)
52 Weeks High   date	1,424.29 EUR (2024/05/08)
52 Weeks Low   date	1,080.78 EUR (2023/05/31)

## Composition

Name  ISIN	Price	Diff %  Diff +/-	Performance 	Date Time	Turnover Pc.  Turnover Money 
ALLEGRO.EU SA LU2237380790	8.094	0.80% 0.06		24/05/08 19:31:42	- -
ANDRITZ AG AT0000730007	53.40	0.38% 0.20		24/05/08 17:35:05	121,997 6,515,422.05
BANCA TRANSILVANIA SA ROTLVAACNOR1	29.00	-0.34% -0.10		24/05/08 16:59:34	353,744 10,297,524.50
BANK POLSKA KASA OPIEKI S... PLPEKAO00016	39.55	0.43% 0.17		24/05/08 19:31:29	- -
BAWAG GROUP AG AT0000BAWAG2	58.65	-0.85% -0.50		24/05/08 17:35:11	120,130 7,051,193.65
CD PROJEKT S.A. PLOPTTC00011	30.10	2.87% 0.84		24/05/08 19:31:42	130 3,900.00
CEZ AS CZ0005112300	891.50	2.12% 18.50		24/05/07 16:23:35	162,583 144,058,469.50
DINO POLSKA SA PLDINPL00011	92.84	1.09% 1.00		24/05/08 21:50:08	- -
ERSTE GROUP BANK AG AT0000652011	45.51	-0.74% -0.34		24/05/08 17:35:00	324,815 14,787,673.30
EVN AG AT0000741053	28.95	0.35% 0.10		24/05/08 17:35:15	145,360 4,201,612.90
KGHM POLSKA MIEDZ SA PLKGHM000017	34.32	2.26% 0.76		24/05/08 21:53:52	1,041 36,127.51
KOMERCNI BANKA CZ0008019106	798.00	2.18% 17.00		24/05/07 16:19:52	322,376 254,740,874.00
KRKA DD NPV SI0031102120	125.00	-0.40% -0.50		24/05/08 15:24:30	5,963 745,572.00
LPP SA PLLPP0000011	3,756.00	1.13% 42.00		24/05/08 19:31:29	- -
MBANK SA PLBRE0000012	197.80	-% -		24/05/08 16:50:00	- -
MOL HUNGARIAN OIL & GAS P... HU0000153937	3,064.00	2.13% 64.00		24/05/08 17:20:00	580,621 1,764,703,848.00
OMV AG AT0000743059	45.34	0.98% 0.44		24/05/08 17:35:02	342,021 15,446,288.70
OMV PETROM S.A. RON0.1 ROSNPPACNOR9	0.70	-0.71% -0.01		24/05/08 16:59:09	10,373,174 7,261,705.82
ORLEN SA PLPKN0000018	15.568	0.63% 0.10		24/05/08 19:31:43	- -
OTP BANK PLC HU0000061726	18,335.00	-1.42% -265.00		24/05/08 17:20:00	498,836 9,164,473,020.00
PGE POLSKA GRUPA ENERGETY... PLPGER000010	11.97	-% -		24/05/08 16:50:00	- -
POWSZECHNA KASA OSZCZEDNO... PLPKO0000016	13.87	0.43% 0.06		24/05/08 19:31:29	- -
POWSZECHNY ZAKLAD UBEZPIE... PLPZU0000011	12.205	0.87% 0.11		24/05/08 19:30:26	- -
RAIFFEISEN BANK INTERNATI... AT0000606306	17.21	-0.35% -0.06		24/05/08 17:35:07	784,279 13,350,727.10
RICHTER GEDEON VEGYESZETI... HU0000123096	9,550.00	0.79% 75.00		24/05/08 17:20:00	176,551 1,677,086,115.00

S.P.E.E.H. HIDROELECTRICA... RO4Q0Z5RO1B6	134.50	0.00% 0.00		24/05/08 16:57:55	55,400 7,451,010.70
SANTANDER BANK POLSKA SA PLBZ00000044	131.20	0.23% 0.30		24/05/08 19:31:28	- -
VERBUND AG AT0000746409	69.25	-3.15% -2.25		24/05/08 17:35:15	243,598 16,946,564.55
VOESTALPINE AG AT0000937503	24.70	-3.36% -0.86		24/05/08 17:35:01	369,801 9,175,593.70
WIENERBERGER AG AT0000831706	35.50	0.17% 0.06		24/05/08 17:35:04	434,042 15,393,660.78