

AUSTRIA NTX(EUR)

ISIN: **AT0000496476** WKN: -

Overview

2024/05/02 17:50:00

Price

1,393.65 EURDifference  0.41% (5.72)

General attributes

ISIN AT0000496476

Symbol -

Country Europe

Instruments in index 30

Type of index -

Security type Index

Market data

Open 1,389.25 EUR

High 1,399.78 EUR

Low 1,387.45 EUR

Close (prev. day) 1,387.93 EUR

Trading volume (m) -

Volume (pcs) -



Information about previous performance does not guarantee future performance.



Source: FactSet

Top 5



Name 	Price	+ - (%) 	Trend 
VERBUND AG	73.85	+3.14 	
ERSTE GROU...	45.07	+2.74 	
VOESTALPIN...	25.70	+2.31 	
OMV PETROM...	0.706	+2.17 	
BANCA TRAN...	28.95	+1.94 	

Intraday 1W 1M 6m 1Y 3Y

Flop 5

Name 	Price	+ - (%) 	Trend 
OMV AG	43.80	-1.97 	
RAIFFEISEN...	17.04	-1.96 	
CEZ AS	861.50	-0.98 	
RICHTER GE...	9,275.00	-0.70 	
EVN AG	28.80	-0.17 	

Recent research

on market		
Date	Headline	Download
2024/04/26	 Global Equity Ratings	
2024/04/03	 Global Equity Ratings	
2024/03/26	 Global Strategy 2Q 2024	
2024/03/13	 Global Equity Ratings	
2024/02/22	 Global Equity Ratings	

Intraday 1W 1M 6m 1Y 3Y

Futures and Options

Related Futures -

Related Options -

Details

2024/05/02 17:50:00

Price

1,393.65 EUR

Difference



0.41% (5.72)

General attributes

ISIN AT0000496476

Symbol -

Country Europe

Security type Index

Instruments in index 30

Market data

Open 1,389.25 EUR

High 1,399.78 EUR

Low 1,387.45 EUR

Close (prev. day) 1,387.93 EUR

Trading volume (m) -

Volume (pcs) -

Performance and Risk

	6m	1Y	3Y
Perf (%)	+17.00%	+25.78%	+26.76%
Perf (abs.)	+202.53	+285.67	+294.21
Beta	-	-	-
Volatility	11.44	13.13	19.86



5Y






Information about previous performance does not guarantee future performance.

Source: FactSet

Price data

Ø price 5 days Ø volume 5 days (pcs.)	1,389.96 EUR (0)
Ø price 30 days Ø volume 30 days (pcs.)	1,373.12 EUR (0)
Ø price 100 days Ø volume 100 days (pcs.)	1,326.42 EUR (0)
Ø price 250 days Ø volume 250 days (pcs.)	1,228.11 EUR (0)
YTD High date	1,404.84 EUR (2024/04/09)
YTD Low date	1,248.77 EUR (2024/01/17)
52 Weeks High date	1,404.84 EUR (2024/04/09)
52 Weeks Low date	1,080.78 EUR (2023/05/31)

Composition

Name  ISIN	Price	Diff %  Diff +/-	Performance 	Date Time	Turnover Pc.  Turnover Money 
ALLEGRO.EU SA LU2237380790	7.68	2.43% 0.18		24/05/02 19:31:28	- -
ANDRITZ AG AT0000730007	51.80	0.78% 0.40		24/05/02 17:35:28	119,698 6,180,814.35
BANCA TRANSILVANIA SA ROTLVAACNOR1	28.95	1.94% 0.55		24/05/02 16:51:22	348,040 10,096,982.95
BANK POLSKA KASA OPIEKI S... PLPEKAO00016	38.48	-0.47% -0.18		24/05/02 19:31:38	- -
BAWAG GROUP AG AT0000BAWAG2	57.15	1.69% 0.95		24/05/02 17:35:11	114,326 6,528,765.15
CD PROJEKT S.A. PLOPTTC00011	27.16	-1.88% -0.52		24/05/02 19:41:20	2,831 78,738.53
CEZ AS CZ0005112300	861.50	-0.98% -8.50		24/05/02 16:24:07	92,026 79,546,980.50
DINO POLSKA SA PLDINPL00011	89.68	-1.60% -1.46		24/05/02 21:50:08	- -
ERSTE GROUP BANK AG AT0000652011	45.07	2.74% 1.20		24/05/02 17:35:24	517,842 23,271,582.44
EVN AG AT0000741053	28.80	-0.17% -0.05		24/05/02 17:35:19	255,506 7,390,770.25
KGHM POLSKA MIEDZ SA PLKGHM000017	32.00	-0.22% -0.07		24/05/02 19:31:28	- -
KOMERCNI BANKA CZ0008019106	874.50	0.58% 5.00		24/05/02 16:24:43	612,397 534,001,044.50
KRKA DD NPV SI0031102120	64.80	-% -		24/05/02 14:20:00	- -
LPP SA PLLPP0000011	9,010.00	-% -		24/05/02 16:50:00	- -
MBANK SA PLBRE0000012	197.80	-% -		24/05/02 16:50:00	- -
MOL HUNGARIAN OIL & GAS P... HU0000153937	3,026.00	0.53% 16.00		24/05/02 17:20:00	301,799 912,440,728.00
OMV AG AT0000743059	43.80	-1.97% -0.88		24/05/02 17:35:42	551,709 24,167,353.32
OMV PETROM S.A. RON0.1 ROSNPPACNOR9	0.706	2.17% 0.02		24/05/02 16:55:33	5,194,141 3,663,371.61
ORLEN SA PLPKN0000018	15.092	-1.69% -0.26		24/05/02 19:31:29	- -
OTP BANK PLC HU0000061726	18,225.00	0.14% 25.00		24/05/02 17:20:00	448,127 8,168,719,935.00
PGE POLSKA GRUPA ENERGETY... PLPGER000010	11.97	-% -		24/05/02 16:50:00	- -
POWSZECHNA KASA OSZCZEDNO... PLPKO0000016	13.685	-1.58% -0.22		24/05/02 19:31:38	- -
POWSZECHNY ZAKLAD UBEZPIE... PLPZU0000011	11.765	0.64% 0.08		24/05/02 19:30:25	- -
RAIFFEISEN BANK INTERNATI... AT0000606306	17.04	-1.96% -0.34		24/05/02 17:35:07	671,075 11,561,692.28
RICHTER GEDEON VEGYESZETI... HU0000123096	9,275.00	-0.70% -65.00		24/05/02 17:20:00	154,346 1,434,003,135.00

S.P.E.E.H. HIDROELECTRICA... RO4Q0Z5RO1B6	134.60	-0.07% -0.10		24/05/02 16:54:47	32,671 4,393,863.50
SANTANDER BANK POLSKA SA PLBZ00000044	128.60	0.08% 0.10		24/05/02 19:31:37	- -
VERBUND AG AT0000746409	73.85	3.14% 2.25	■	24/05/02 17:35:05	153,986 11,300,719.25
VOESTALPINE AG AT0000937503	25.70	2.31% 0.58	■	24/05/02 17:35:16	153,824 3,938,224.26
WIENERBERGER AG AT0000831706	33.58	0.06% 0.02		24/05/02 17:35:27	320,269 10,751,693.02