

## AUSTRIA NTX(EUR)

ISIN: **AT0000496476** WKN: -

## Overview

2024/04/29 09:29:14

Price

**1,387.44** EURDifference  0.37% (5.12)

## General attributes

ISIN AT0000496476

Symbol -

Country Europe

Instruments in index 30

Type of index -

Security type Index

## Market data

Open 1,382.73 EUR

High 1,387.74 EUR




Low 1,381.81 EUR

Close (prev. day) 1,382.32 EUR

Trading volume (m) -

Volume (pcs) -

## Top 5

Name 	Price	+/- (%) 	Trend 
OTP BANK P...	17,800.00	+2.79 	
WIENERBERG...	33.12	+2.22 	
RICHTER GE...	9,235.00	+1.38 	
RAIFFEISEN...	18.02	+1.16 	
VOESTALPIN...	25.38	+0.88 	

Intraday 1W 1M 6m 1Y 3Y

## Flop 5

Name 	Price	+/- (%) 	Trend 
ANDRITZ AG	50.95	-2.19 	
VERBUND AG	70.30	-1.55 	
ERSTE GROU...	44.16	-1.12 	
OMV AG	43.64	-0.92 	
S.P.E.E.H....	133.40	-0.23 	

Intraday 1W 1M 6m 1Y 3Y

5Y



Information about previous performance does not guarantee future performance.

Source: FactSet

## Recent research

on market	Date	Headline	Download
	2024/04/26	 Global Equity Ratings	
	2024/04/03	 Global Equity Ratings	
	2024/03/26	 Global Strategy 2Q 2024	
	2024/03/13	 Global Equity Ratings	
	2024/02/22	 Global Equity Ratings	

**Futures and Options**

**Related Futures** -

**Related Options** -

## Details

2024/04/29 09:29:14

## Price

**1,387.44** EURDifference  0.37% (5.12)

## General attributes

ISIN AT0000496476

Symbol -

Country Europe

Security type Index

Instruments in index 30

## Market data

Open 1,382.73 EUR

High 1,387.74 EUR

Low 1,381.81 EUR

Close (prev. day) 1,382.32 EUR

Trading volume (m) -

Volume (pcs) -

## Performance and Risk

	6m	1Y	3Y
Perf (%)	+18.27%	+25.23%	+26.24%
Perf (abs.)	+213.58	+278.51	+287.33
Beta	-	-	-
Volatility	11.53	13.13	19.84











5Y

Information about previous performance does not guarantee future performance.  
Source: FactSet

## Price data

Ø price 5 days   Ø volume 5 days (pcs.)	1,380.42 EUR (0)
Ø price 30 days   Ø volume 30 days (pcs.)	1,365.43 EUR (0)
Ø price 100 days   Ø volume 100 days (pcs.)	1,322.19 EUR (0)
Ø price 250 days   Ø volume 250 days (pcs.)	1,224.21 EUR (0)
YTD High   date	1,404.84 EUR (2024/04/09)
YTD Low   date	1,248.77 EUR (2024/01/17)
52 Weeks High   date	1,404.84 EUR (2024/04/09)
52 Weeks Low   date	1,080.78 EUR (2023/05/31)

## Composition

Name  ISIN	Price	Diff %  Diff +/-	Performance 	Date Time	Turnover Pc.  Turnover Money 
ALLEGRO.EU SA LU2237380790	7.483	-0.27% -0.02		24/04/29 09:25:34	- -
ANDRITZ AG AT0000730007	50.95	-0.59% -0.30		24/04/29 09:27:54	7,093 363,119.75
BANCA TRANSILVANIA SA ROTLVAACNOR1	28.75	1.23% 0.35		24/04/29 09:29:17	19,351 553,855.65
BANK POLSKA KASA OPIEKI S... PLPEKAO00016	39.42	1.00% 0.39		24/04/29 09:25:34	- -
BAWAG GROUP AG AT0000BAWAG2	56.50	-1.74% -1.00		24/04/29 09:28:25	22,877 1,281,595.65
CD PROJEKT S.A. PLOPTTC00011	26.62	1.26% 0.33		24/04/29 09:25:35	750 20,529.00
CEZ AS CZ0005112300	854.50	0.00% 0.00		24/04/29 09:23:11	7,399 6,334,586.00
DINO POLSKA SA PLDINPL00011	87.40	4.05% 3.40		24/04/29 09:25:33	- -
ERSTE GROUP BANK AG AT0000652011	44.16	0.43% 0.19		24/04/29 09:29:02	20,438 901,416.21
EVN AG AT0000741053	28.30	0.53% 0.15		24/04/29 09:15:56	1,958 55,280.25
KGHM POLSKA MIEDZ SA PLKGHM000017	32.10	-1.98% -0.65		24/04/29 09:25:35	- -
KOMERCNI BANKA CZ0008019106	864.00	0.23% 2.00		24/04/29 09:29:18	12,107 10,457,627.00
KRKA DD NPV SI0031102120	127.00	1.20% 1.50		24/04/29 09:14:29	29 3,683.00
LPP SA PLLPP0000011	3,606.00	4.64% 160.00		24/04/29 09:25:34	- -
MBANK SA PLBRE0000012	151.50	1.44% 2.15		24/04/29 09:25:33	- -
MOL HUNGARIAN OIL & GAS P... HU0000153937	3,010.00	0.20% 6.00		24/04/29 09:28:15	8,723 26,201,118.00
OMV AG AT0000743059	43.64	0.88% 0.38		24/04/29 09:28:07	23,333 1,015,208.86
OMV PETROM S.A. RON0.1 ROSNPPACNOR9	0.699	1.45% 0.01		24/04/29 09:28:57	343,583 239,259.68
ORLEN SA PLPKN0000018	15.444	0.09% 0.01		24/04/29 09:25:33	- -
OTP BANK PLC HU0000061726	17,800.00	0.51% 90.00		24/04/29 09:28:34	40,259 717,188,640.00
PGE POLSKA GRUPA ENERGETY... PLPGER000010	1.345	1.01% 0.01		24/04/29 09:25:34	- -
POWSZECHNA KASA OSZCZEDNO... PLPKO0000016	14.005	1.56% 0.22		24/04/29 09:25:35	- -
POWSZECHNY ZAKLAD UBEZPIE... PLPZU0000011	11.735	-0.04% -0.01		24/04/29 08:25:22	- -
RAIFFEISEN BANK INTERNATI... AT0000606306	18.02	-1.26% -0.23		24/04/29 09:28:26	17,631 317,654.79
RICHTER GEDEON VEGYESZETI... HU0000123096	9,235.00	0.38% 35.00		24/04/29 09:25:22	6,392 58,889,790.00

S.P.E.E.H. HIDROELECTRICA... RO4Q0Z5RO1B6	133.40	0.60% 0.80	█	24/04/29 09:28:58	3,667 488,435.30
SANTANDER BANK POLSKA SA PLBZ00000044	128.10	1.22% 1.55	█	24/04/29 09:25:33	- -
VERBUND AG AT0000746409	70.30	0.64% 0.45	█	24/04/29 09:25:17	1,721 121,103.10
VOESTALPINE AG AT0000937503	25.38	0.32% 0.08	█	24/04/29 09:25:55	6,970 177,511.44
WIENERBERGER AG AT0000831706	33.12	-0.18% -0.06	█	24/04/29 09:28:48	6,613 218,895.72