

AUSTRIA NTX(EUR)

ISIN: **AT0000496476** WKN: -

Overview

2024/04/26 17:50:00

Price

1,382.32 EURDifference  0.67% (9.16)

General attributes

ISIN AT0000496476

Symbol -

Country Europe

Instruments in index 30

Type of index -

Security type Index

Market data

Open 1,373.45 EUR

High 1,387.64 EUR


Low 1,373.45 EUR

Close (prev. day) 1,373.16 EUR

Trading volume (m) -

Volume (pcs) -

Top 5

Name 	Price	+/- (%) 	Trend 
OTP BANK P...	17,710.00	+2.79 	
WIENERBERG...	33.18	+2.22 	
RICHTER GE...	9,200.00	+1.38 	
RAIFFEISEN...	18.25	+1.16 	
VOESTALPIN...	25.30	+0.88 	

Intraday 1W 1M 6m 1Y 3Y

Flop 5

Name 	Price	+/- (%) 	Trend 
ANDRITZ AG	51.25	-2.19 	
VERBUND AG	69.85	-1.55 	
ERSTE GROU...	43.97	-1.12 	
OMV AG	43.26	-0.92 	
S.P.E.E.H....	132.60	-0.23 	

Intraday 1W 1M 6m 1Y 3Y










5Y



Information about previous performance does not guarantee future performance.

Source: FactSet

Recent research

on market			
Date		Headline	Download
2024/04/26		Global Equity Ratings	
2024/04/03		Global Equity Ratings	
2024/03/26		Global Strategy 2Q 2024	
2024/03/13		Global Equity Ratings	
2024/02/22		Global Equity Ratings	

Futures and Options

Related Futures -

Related Options -

Details

2024/04/26 17:50:00

Price

1,382.32 EUR

Difference



0.67% (9.16)

General attributes

ISIN AT0000496476

Symbol -

Country Europe

Security type Index

Instruments in index 30

Market data

Open 1,373.45 EUR

High 1,387.64 EUR

Low 1,373.45 EUR

Close (prev. day) 1,373.16 EUR

Trading volume (m) -

Volume (pcs) -

Performance and Risk

	6m	1Y	3Y
Perf (%)	+18.27%	+25.23%	+26.24%
Perf (abs.)	+213.58	+278.51	+287.33
Beta	-	-	-
Volatility	11.53	13.13	19.84




5Y

Information about previous performance does not guarantee future performance.
Source: FactSet

Price data

Ø price 5 days Ø volume 5 days (pcs.)	1,380.42 EUR (0)
Ø price 30 days Ø volume 30 days (pcs.)	1,365.43 EUR (0)
Ø price 100 days Ø volume 100 days (pcs.)	1,322.19 EUR (0)
Ø price 250 days Ø volume 250 days (pcs.)	1,224.21 EUR (0)
YTD High date	1,404.84 EUR (2024/04/09)
YTD Low date	1,248.77 EUR (2024/01/17)
52 Weeks High date	1,404.84 EUR (2024/04/09)
52 Weeks Low date	1,080.78 EUR (2023/05/31)

Composition

Name  ISIN	Price	Diff %  Diff +/-	Performance 	Date Time	Turnover Pc.  Turnover Money 
ALLEGRO.EU SA LU2237380790	7.358	2.95% 0.21		24/04/26 19:31:21	- -
ANDRITZ AG AT0000730007	51.25	-2.19% -1.15		24/04/26 17:35:02	214,744 11,086,281.55
BANCA TRANSILVANIA SA ROTLVAACNOR1	28.40	0.00% 0.00		24/04/26 16:59:53	349,608 10,025,884.75
BANK POLSKA KASA OPIEKI S... PLPEKAO00016	39.65	1.72% 0.67		24/04/26 19:31:31	- -
BAWAG GROUP AG AT0000BAWAG2	57.50	0.17% 0.10		24/04/26 17:35:17	177,422 10,219,925.60
CD PROJEKT S.A. PLOPTTC00011	26.55	-1.19% -0.32		24/04/26 20:29:22	523 13,701.88
CEZ AS CZ0005112300	854.50	0.65% 5.50		24/04/26 16:15:20	60,478 51,485,066.00
DINO POLSKA SA PLDINPL00011	89.56	5.49% 4.66		24/04/26 21:50:07	- -
ERSTE GROUP BANK AG AT0000652011	43.97	-1.12% -0.50		24/04/26 17:35:27	447,749 19,743,261.31
EVN AG AT0000741053	28.15	0.72% 0.20		24/04/26 17:35:00	202,294 5,708,042.40
KGHM POLSKA MIEDZ SA PLKGHM000017	32.04	1.62% 0.51		24/04/26 19:31:20	- -
KOMERCNI BANKA CZ0008019106	862.00	0.06% 0.50		24/04/26 16:15:30	139,640 120,551,522.50
KRKA DD NPV SI0031102120	64.80	-% -		24/04/26 14:20:00	- -
LPP SA PLLPP0000011	3,558.00	3.73% 128.00		24/04/26 19:31:31	- -
MBANK SA PLBRE0000012	149.35	1.32% 1.95		24/04/26 17:15:39	- -
MOL HUNGARIAN OIL & GAS P... HU0000153937	3,004.00	0.20% 6.00		24/04/26 17:20:00	510,720 1,533,831,664.00
OMV AG AT0000743059	43.26	-0.92% -0.40		24/04/26 17:35:02	362,684 15,715,397.82
OMV PETROM S.A. RON0.1 ROSNPPACNOR9	0.689	0.29% 0.00		24/04/26 16:50:08	5,210,879 3,596,424.22
ORLEN SA PLPKN0000018	15.392	0.26% 0.04		24/04/26 19:31:22	- -
OTP BANK PLC HU0000061726	17,710.00	2.79% 480.00		24/04/26 17:20:00	623,586 10,989,203,785.00
PGE POLSKA GRUPA ENERGETY... PLPGER000010	11.97	-% -		24/04/26 16:50:00	- -
POWSZECHNA KASA OSZCZEDNO... PLPKO0000016	14.11	-0.63% -0.09		24/04/26 19:31:31	- -
POWSZECHNY ZAKLAD UBEZPIE... PLPZU0000011	11.74	0.90% 0.11		24/04/26 19:30:20	- -
RAIFFEISEN BANK INTERNATI... AT0000606306	18.25	1.16% 0.21		24/04/26 17:35:00	176,038 3,212,076.59
RICHTER GEDEON VEGYESZETI... HU0000123096	9,200.00	1.38% 125.00		24/04/26 17:20:00	186,217 1,705,691,035.00

S.P.E.E.H. HIDROELECTRICA... RO4Q0Z5RO1B6	132.60	-0.23% -0.30		24/04/26 16:56:33	33,249 4,423,456.90
SANTANDER BANK POLSKA SA PLBZ00000044	129.35	0.58% 0.75		24/04/26 19:31:30	- -
VERBUND AG AT0000746409	69.85	-1.55% -1.10		24/04/26 17:35:24	77,200 5,404,449.60
VOESTALPINE AG AT0000937503	25.30	0.88% 0.22		24/04/26 17:35:23	146,676 3,717,359.48
WIENERBERGER AG AT0000831706	33.18	2.22% 0.72		24/04/26 17:36:16	523,756 17,316,170.70