

AUSTRIA NTX(EUR)

ISIN: **AT0000496476** WKN: -

Overview

2024/04/26 17:50:00

Price

1,382.32 EURDifference  0.67% (9.16)

General attributes

ISIN AT0000496476

Symbol -

Country Europe

Instruments in index 30

Type of index -

Security type Index

Market data

Open 1,373.45 EUR

High 1,387.64 EUR


Low 1,373.45 EUR

Close (prev. day) 1,373.16 EUR

Trading volume (m) -

Volume (pcs) -

Top 5

| Name  | Price | +/- (%)  | Trend  |
|--|-----------|---|---|
| OTP BANK P... | 17,710.00 | +2.79  |  |
| WIENERBERG... | 33.18 | +2.22  |  |
| RICHTER GE... | 9,200.00 | +1.38  |  |
| RAIFFEISEN... | 18.25 | +1.16  |  |
| VOESTALPIN... | 25.30 | +0.88  |  |

Intraday 1W 1M 6m 1Y 3Y

Flop 5

| Name  | Price | +/- (%)  | Trend  |
|--|--------|---|---|
| ANDRITZ AG | 51.25 | -2.19  |  |
| VERBUND AG | 69.85 | -1.55  |  |
| ERSTE GROU... | 43.97 | -1.12  |  |
| OMV AG | 43.26 | -0.92  |  |
| S.P.E.E.H.... | 132.60 | -0.23  |  |

Intraday 1W 1M 6m 1Y 3Y










5Y



Information about previous performance does not guarantee future performance.

Source: FactSet

Recent research

| on market | | | |
|------------|---|-------------------------|---|
| Date | | Headline | Download |
| 2024/04/26 |  | Global Equity Ratings |  |
| 2024/04/03 |  | Global Equity Ratings |  |
| 2024/03/26 |  | Global Strategy 2Q 2024 |  |
| 2024/03/13 |  | Global Equity Ratings |  |
| 2024/02/22 |  | Global Equity Ratings |  |

Futures and Options

Related Futures -

Related Options -

Details

2024/04/26 17:50:00

Price

1,382.32 EUR

Difference



0.67% (9.16)

General attributes

ISIN AT0000496476

Symbol -

Country Europe

Security type Index

Instruments in index 30

Market data

Open 1,373.45 EUR

High 1,387.64 EUR

Low 1,373.45 EUR

Close (prev. day) 1,373.16 EUR

Trading volume (m) -

Volume (pcs) -

Performance and Risk

| | 6m | 1Y | 3Y |
|-------------|---------|---------|---------|
| Perf (%) | +18.27% | +25.23% | +26.24% |
| Perf (abs.) | +213.58 | +278.51 | +287.33 |
| Beta | - | - | - |
| Volatility | 11.53 | 13.13 | 19.84 |



5Y


Information about previous performance does not guarantee future performance.

Source: FactSet

Price data

| | |
|---|---------------------------|
| Ø price 5 days Ø volume 5 days (pcs.) | 1,380.42 EUR (0) |
| Ø price 30 days Ø volume 30 days (pcs.) | 1,365.43 EUR (0) |
| Ø price 100 days Ø volume 100 days (pcs.) | 1,322.19 EUR (0) |
| Ø price 250 days Ø volume 250 days (pcs.) | 1,224.21 EUR (0) |
| YTD High date | 1,404.84 EUR (2024/04/09) |
| YTD Low date | 1,248.77 EUR (2024/01/17) |
| 52 Weeks High date | 1,404.84 EUR (2024/04/09) |
| 52 Weeks Low date | 1,080.78 EUR (2023/05/31) |

Composition

| Name  ISIN | Price | Diff %  Diff +/- | Performance  | Date Time | Turnover Pc.  Turnover Money  |
|--|-----------|--|---|----------------------|--|
| ALLEGRO.EU SA LU2237380790 | 7.358 | 2.95% 0.21 |  | 24/04/26 19:31:21 | - - |
| ANDRITZ AG AT0000730007 | 51.25 | -2.19% -1.15 |  | 24/04/26 17:35:02 | 214,744 11,086,281.55 |
| BANCA TRANSILVANIA SA ROTLVAACNOR1 | 28.40 | 0.00% 0.00 | | 24/04/26 16:59:53 | 349,608 10,025,884.75 |
| BANK POLSKA KASA OPIEKI S... PLPEKAO00016 | 39.65 | 1.72% 0.67 |  | 24/04/26 19:31:31 | - - |
| BAWAG GROUP AG AT0000BAWAG2 | 57.50 | 0.17% 0.10 |  | 24/04/26 17:35:17 | 177,422 10,219,925.60 |
| CD PROJEKT S.A. PLOPTTC00011 | 26.55 | -1.19% -0.32 |  | 24/04/26 20:29:22 | 523 13,701.88 |
| CEZ AS CZ0005112300 | 854.50 | 0.65% 5.50 |  | 24/04/26 16:15:20 | 60,478 51,485,066.00 |
| DINO POLSKA SA PLDINPL00011 | 89.56 | 5.49% 4.66 |  | 24/04/26 21:50:07 | - - |
| ERSTE GROUP BANK AG AT0000652011 | 43.97 | -1.12% -0.50 |  | 24/04/26 17:35:27 | 447,749 19,743,261.31 |
| EVN AG AT0000741053 | 28.15 | 0.72% 0.20 |  | 24/04/26 17:35:00 | 202,294 5,708,042.40 |
| KGHM POLSKA MIEDZ SA PLKGHM000017 | 32.04 | 1.62% 0.51 |  | 24/04/26 19:31:20 | - - |
| KOMERCNI BANKA CZ0008019106 | 862.00 | 0.06% 0.50 |  | 24/04/26 16:15:30 | 139,640 120,551,522.50 |
| KRKA DD NPV SI0031102120 | 64.80 | -% - | | 24/04/26 14:20:00 | - - |
| LPP SA PLLPP0000011 | 3,558.00 | 3.73% 128.00 |  | 24/04/26 19:31:31 | - - |
| MBANK SA PLBRE0000012 | 149.35 | 1.32% 1.95 |  | 24/04/26 17:15:39 | - - |
| MOL HUNGARIAN OIL & GAS P... HU0000153937 | 3,004.00 | 0.20% 6.00 |  | 24/04/26 17:20:00 | 510,720 1,533,831,664.00 |
| OMV AG AT0000743059 | 43.26 | -0.92% -0.40 |  | 24/04/26 17:35:02 | 362,684 15,715,397.82 |
| OMV PETROM S.A. RON0.1 ROSNPPACNOR9 | 0.689 | 0.29% 0.00 |  | 24/04/26 16:50:08 | 5,210,879 3,596,424.22 |
| ORLEN SA PLPKN0000018 | 15.392 | 0.26% 0.04 |  | 24/04/26 19:31:22 | - - |
| OTP BANK PLC HU0000061726 | 17,710.00 | 2.79% 480.00 |  | 24/04/26 17:20:00 | 623,586 10,989,203,785.00 |
| PGE POLSKA GRUPA ENERGETY... PLPGER000010 | 11.97 | -% - | | 24/04/26 16:50:00 | - - |
| POWSZECHNA KASA OSZCZEDNO... PLPKO0000016 | 14.11 | -0.63% -0.09 |  | 24/04/26 19:31:31 | - - |
| POWSZECHNY ZAKLAD UBEZPIE... PLPZU0000011 | 11.74 | 0.90% 0.11 |  | 24/04/26 19:30:20 | - - |
| RAIFFEISEN BANK INTERNATI... AT0000606306 | 18.25 | 1.16% 0.21 |  | 24/04/26 17:35:00 | 176,038 3,212,076.59 |
| RICHTER GEDEON VEGYESZETI... HU0000123096 | 9,200.00 | 1.38% 125.00 |  | 24/04/26 17:20:00 | 186,217 1,705,691,035.00 |

| | | | | | |
|--|--------|-----------------|--|----------------------|--------------------------|
| S.P.E.E.H. HIDROELECTRICA... RO4Q0Z5RO1B6 | 132.60 | -0.23% -0.30 | | 24/04/26 16:56:33 | 33,249 4,423,456.90 |
| SANTANDER BANK POLSKA SA PLBZ00000044 | 129.35 | 0.58% 0.75 | | 24/04/26 19:31:30 | - - |
| VERBUND AG AT0000746409 | 69.85 | -1.55% -1.10 | | 24/04/26 17:35:24 | 77,200 5,404,449.60 |
| VOESTALPINE AG AT0000937503 | 25.30 | 0.88% 0.22 | | 24/04/26 17:35:23 | 146,676 3,717,359.48 |
| WIENERBERGER AG AT0000831706 | 33.18 | 2.22% 0.72 | | 24/04/26 17:36:16 | 523,756 17,316,170.70 |