

AUSTRIA NTX(EUR)

ISIN: AT0000496476 WKN: -

Overview

2024/04/24 17:04:17

Price

1,377.91 EURDifference  -0.57% (-7.96)

General attributes

ISIN AT0000496476

Symbol -

Country Europe

Instruments in index 30

Type of index -

Security type Index

Market data

Open 1,386.17 EUR

High 1,391.61 EUR




Low 1,377.80 EUR

Close (prev. day) 1,385.87 EUR

Trading volume (m) -

Volume (pcs) -

Top 5

Name 	Price	+ - (%)	Trend 
RICHTER GE...	9,050.00	+3.58	
RAIFFEISEN...	18.22	+3.17	
ERSTE GROU...	44.37	+2.37	
BAWAG GROU...	58.05	+2.14	
OTP BANK P...	17,375.00	+2.11	

Intraday **1W** 1M 6m 1Y 3Y

Flop 5

Name 	Price	+ - (%)	Trend 
WIENERBERG...	32.36	-1.41	
MOL HUNGAR...	2,990.00	-1.34	
VOESTALPIN...	25.10	-1.20	
CEZ AS	847.00	-0.94	









5Y



Information about previous performance does not guarantee future performance.

Source: FactSet

Recent research

on market			
Date		Headline	Download
2024/04/03		Global Equity Ratings	
2024/03/26		Global Strategy 2Q 2024	
2024/03/13		Global Equity Ratings	
2024/02/22		Global Equity Ratings	
2024/02/14		Global Equity Ratings	

KOMERCNI B... 869.50 -0.29 ↘

Intraday 1W 1M 6m 1Y 3Y

Futures and Options

Related Futures -

Related Options -

Details

2024/04/24 17:04:17

Price

1,377.91 EUR

Difference

**-0.57%** (-7.96)

General attributes

ISIN AT0000496476

Symbol -

Country Europe

Security type Index

Instruments in index 30

Market data

Open 1,386.17 EUR

High 1,391.61 EUR

Low 1,377.80 EUR

Close (prev. day) 1,385.87 EUR

Trading volume (m) -

Volume (pcs) -

Performance and Risk

	6m	1Y	3Y
Perf (%)	+21.36%	+25.17%	+27.79%
Perf (abs.)	+243.88	+278.64	+301.41
Beta	-	-	-
Volatility	11.54	13.24	19.86



5Y




Information about previous performance does not guarantee future performance.

Source: FactSet

Price data

Ø price 5 days Ø volume 5 days (pcs.)	1,373.91 EUR (0)
Ø price 30 days Ø volume 30 days (pcs.)	1,360.51 EUR (0)
Ø price 100 days Ø volume 100 days (pcs.)	1,318.82 EUR (0)
Ø price 250 days Ø volume 250 days (pcs.)	1,221.06 EUR (0)
YTD High date	1,404.84 EUR (2024/04/09)
YTD Low date	1,248.77 EUR (2024/01/17)
52 Weeks High date	1,404.84 EUR (2024/04/09)
52 Weeks Low date	1,080.78 EUR (2023/05/31)

Composition

Name  ISIN	Price	Diff %  Diff +/-	Performance 	Date Time	Turnover Pc.  Turnover Money 
ALLEGRO.EU SA LU2237380790	7.338	-1.90% -0.14		24/04/24 16:31:08	- -
ANDRITZ AG AT0000730007	55.35	-1.34% -0.75		24/04/24 17:00:50	76,616 4,281,166.65
BANCA TRANSILVANIA SA ROTLVAACNOR1	28.45	0.00% 0.00		24/04/24 16:51:54	307,053 8,785,166.75
BANK POLSKA KASA OPIEKI S... PLPEKAO00016	54.45	-% -		24/04/24 16:50:00	- -
BAWAG GROUP AG AT0000BAWAG2	58.05	1.49% 0.85	█	24/04/24 17:00:07	72,975 4,230,120.45
CD PROJEKT S.A. PLOPTTC00011	99.00	-% -		24/04/24 16:50:00	- -
CEZ AS CZ0005112300	847.00	-0.94% -8.00		24/04/24 16:15:00	112,548 95,740,867.50
DINO POLSKA SA PLDINPL00011	77.50	-% -		24/04/24 16:50:00	- -
ERSTE GROUP BANK AG AT0000652011	44.37	-0.34% -0.15		24/04/24 17:04:17	123,862 5,502,288.65
EVN AG AT0000741053	27.85	0.00% 0.00		24/04/24 17:03:15	294,675 8,171,944.50
KGHM POLSKA MIEDZ SA PLKGHM000017	112.85	-% -		24/04/24 16:50:00	- -
KOMERCNI BANKA CZ0008019106	869.50	-0.29% -2.50		24/04/24 16:24:54	234,827 204,482,092.50
KRKA DD NPV SI0031102120	124.50	-0.40% -0.50		24/04/24 15:24:29	3,971 497,486.50
LPP SA PLLPP0000011	9,010.00	-% -		24/04/24 16:50:00	- -
MBANK SA PLBRE0000012	197.80	-% -		24/04/24 16:50:00	- -
MOL HUNGARIAN OIL & GAS P... HU0000153937	2,990.00	1.70% 50.00	█	24/04/24 16:59:32	333,338 993,347,666.00
OMV AG AT0000743059	43.16	-1.24% -0.54		24/04/24 17:04:12	97,255 4,226,087.38
OMV PETROM S.A. RON0.1 ROSNPPACNOR9	0.69	0.88% 0.01	█	24/04/24 16:59:49	27,607,530 18,971,569.18
ORLEN SA PLPKN0000018	109.40	-% -		24/04/24 16:50:00	- -
OTP BANK PLC HU0000061726	17,375.00	-0.23% -40.00		24/04/24 16:59:40	78,481 1,362,130,650.00
PGE POLSKA GRUPA ENERGETY... PLPGER000010	11.97	-% -		24/04/24 16:50:00	- -
POWSZECHNA KASA OSZCZEDNO... PLPKO0000016	22.59	-% -		24/04/24 16:50:00	- -
POWSZECHNY ZAKLAD UBEZPIE... PLPZU0000011	42.09	-% -		24/04/24 16:50:00	- -
RAIFFEISEN BANK INTERNATI... AT0000606306	18.22	0.11% 0.02		24/04/24 17:01:01	116,239 2,123,623.18
RICHTER GEDEON VEGYESZETI... HU0000123096	9,050.00	1.00% 90.00	█	24/04/24 16:59:58	133,021 1,196,510,255.00

S.P.E.E.H. HIDROELECTRICA... RO4Q0Z5RO1B6	132.90	0.30% 0.40		24/04/24 16:51:47	34,174 4,532,275.50
SANTANDER BANK POLSKA SA PLBZ00000044	395.55	-% -		24/04/24 16:50:00	- -
VERBUND AG AT0000746409	70.40	-0.14% -0.10		24/04/24 17:00:51	33,694 2,362,936.60
VOESTALPINE AG AT0000937503	25.10	1.62% 0.40		24/04/24 17:03:34	52,244 1,310,157.76
WIENERBERGER AG AT0000831706	32.36	0.43% 0.14		24/04/24 17:04:09	302,192 9,724,582.64