

AUSTRIA NTX(EUR)

ISIN: **AT0000496476** WKN: -

Overview

2024/04/23 17:50:00

Price

1,385.87 EURDifference  0.28% (3.89)

General attributes

ISIN AT0000496476

Symbol -

Country Europe

Instruments in index 30

Type of index -

Security type Index

Market data

Open 1,382.17 EUR

High 1,390.20 EUR








Low 1,373.76 EUR

Close (prev. day) 1,381.98 EUR

Trading volume (m) -

Volume (pcs) -

Top 5

Name 	Price	+ - (%)	Trend 
RICHTER GE...	8,960.00	+3.58	
RAIFFEISEN...	18.20	+3.17	
ERSTE GROU...	44.52	+2.37	
BAWAG GROU...	57.20	+2.14	
OTP BANK P...	17,415.00	+2.11	

Intraday **1W** 1M 6m 1Y 3Y

Flop 5

Name 	Price	+ - (%)	Trend 
WIENERBERG...	32.22	-1.41	
MOL HUNGAR...	2,940.00	-1.34	
VOESTALPIN...	24.70	-1.20	
CEZ AS	855.00	-1.16	

5Y



Information about previous performance does not guarantee future performance.

Source: FactSet

Recent research

on market			
Date		Headline	Download
2024/04/03		Global Equity Ratings	
2024/03/26		Global Strategy 2Q 2024	
2024/03/13		Global Equity Ratings	
2024/02/22		Global Equity Ratings	
2024/02/14		Global Equity Ratings	

BANCA TRAN... 28.45 -0.70 ↘

Intraday 1W 1M 6m 1Y 3Y

Futures and Options

Related Futures -

Related Options -

Details

2024/04/23 17:50:00

Price

1,385.87 EUR

Difference



0.28% (3.89)

General attributes

ISIN AT0000496476

Symbol -

Country Europe

Security type Index

Instruments in index 30

Market data

Open 1,382.17 EUR

High 1,390.20 EUR

Low 1,373.76 EUR

Close (prev. day) 1,381.98 EUR

Trading volume (m) -

Volume (pcs) -

Performance and Risk

	6m	1Y	3Y
Perf (%)	+21.36%	+25.17%	+27.79%
Perf (abs.)	+243.88	+278.64	+301.41
Beta	-	-	-
Volatility	11.54	13.24	19.86



Information about previous performance does not guarantee future performance.

Source: FactSet

Price data

Ø price 5 days Ø volume 5 days (pcs.)	1,373.91 EUR (0)
Ø price 30 days Ø volume 30 days (pcs.)	1,360.51 EUR (0)
Ø price 100 days Ø volume 100 days (pcs.)	1,318.82 EUR (0)
Ø price 250 days Ø volume 250 days (pcs.)	1,221.06 EUR (0)
YTD High date	1,404.84 EUR (2024/04/09)
YTD Low date	1,248.77 EUR (2024/01/17)
52 Weeks High date	1,404.84 EUR (2024/04/09)
52 Weeks Low date	1,080.78 EUR (2023/05/31)

Composition

Name  ISIN	Price	Diff %  Diff +/-	Performance 	Date Time	Turnover Pc.  Turnover Money 
ALLEGRO.EU SA LU2237380790	7.48	1.15% 0.09		24/04/23 19:31:35	- -
ANDRITZ AG AT0000730007	56.10	0.36% 0.20		24/04/23 17:35:19	76,782 4,278,829.70
BANCA TRANSILVANIA SA ROTLVAACNOR1	28.45	-0.70% -0.20		24/04/23 16:57:07	277,721 7,957,642.95
BANK POLSKA KASA OPIEKI S... PLPEKAO00016	40.92	-4.01% -1.71		24/04/23 20:08:48	100 4,092.00
BAWAG GROUP AG AT0000BAWAG2	57.20	2.14% 1.20		24/04/23 17:38:43	164,110 9,374,918.65
CD PROJEKT S.A. PLOPTTC00011	27.10	1.84% 0.49		24/04/23 20:38:58	155 4,176.49
CEZ AS CZ0005112300	855.00	-1.16% -10.00		24/04/23 16:15:55	107,813 92,432,100.50
DINO POLSKA SA PLDINPL00011	89.26	2.79% 2.42		24/04/23 20:40:05	- -
ERSTE GROUP BANK AG AT0000652011	44.52	2.37% 1.03		24/04/23 17:35:04	514,669 22,775,588.63
EVN AG AT0000741053	27.85	1.64% 0.45		24/04/23 17:35:00	147,705 4,087,586.65
KGHM POLSKA MIEDZ SA PLKGHM000017	30.41	-5.32% -1.71		24/04/23 19:31:35	- -
KOMERCNI BANKA CZ0008019106	872.00	1.04% 9.00		24/04/23 16:23:02	296,790 257,553,142.00
KRKA DD NPV SI0031102120	125.00	-% -		24/04/23 15:02:59	4,284 536,652.00
LPP SA PLLPP0000011	3,506.00	-3.58% -130.00		24/04/23 19:31:26	- -
MBANK SA PLBRE0000012	197.80	-% -		24/04/23 16:50:00	- -
MOL HUNGARIAN OIL & GAS P... HU0000153937	2,940.00	-1.34% -40.00		24/04/23 17:19:59	646,805 1,908,682,268.00
OMV AG AT0000743059	43.70	0.18% 0.08		24/04/23 17:41:54	308,918 13,501,449.30
OMV PETROM S.A. RON0.1 ROSNPPACNOR9	0.684	0.59% 0.00		24/04/23 16:57:25	3,834,202 2,622,770.42
ORLEN SA PLPKN0000018	15.552	-0.68% -0.11		24/04/23 19:31:35	- -
OTP BANK PLC HU0000061726	17,415.00	2.11% 360.00		24/04/23 17:20:00	340,279 5,891,478,025.00
PGE POLSKA GRUPA ENERGETY... PLPGER000010	11.97	-% -		24/04/23 16:50:00	- -
POWSZECHNA KASA OSZCZEDNO... PLPKO0000016	14.28	3.78% 0.52		24/04/23 19:31:27	- -
POWSZECHNY ZAKLAD UBEZPIE... PLPZU0000011	11.79	-% -		24/04/23 19:30:26	- -
RAIFFEISEN BANK INTERNATI... AT0000606306	18.20	3.17% 0.56		24/04/23 17:35:14	313,799 5,676,441.16
RICHTER GEDEON VEGYESZETI... HU0000123096	8,960.00	3.58% 310.00		24/04/23 17:20:00	258,057 2,291,045,060.00

S.P.E.E.H. HIDROELECTRICA... RO4Q0Z5RO1B6	132.50	0.00% 0.00		24/04/23 16:59:11	21,075 2,789,764.90
SANTANDER BANK POLSKA SA PLBZ00000044	132.45	1.11% 1.45	█	24/04/23 19:31:26	- -
VERBUND AG AT0000746409	70.50	0.50% 0.35	█	24/04/23 17:40:26	73,028 5,142,234.55
VOESTALPINE AG AT0000937503	24.70	-1.20% -0.30		24/04/23 17:37:47	146,513 3,633,123.46
WIENERBERGER AG AT0000831706	32.22	-1.41% -0.46		24/04/23 17:37:10	565,966 18,375,913.06